

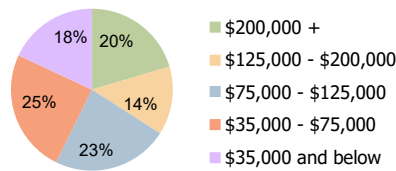
Circle Center Hilton Head Island, SC	1.00 Mile Radius	3.00 Mile Radius	5.00 Mile Radius
---	------------------	------------------	------------------

Current Year Demographics

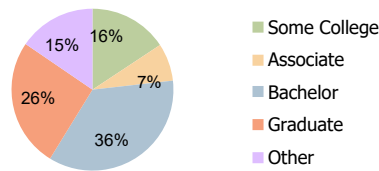
Current Population	3,337	13,604	21,840
Total Daytime Pop	6,566	15,765	23,723
Workplace Pop	3,972	7,848	10,775
Average Household Income	\$121,698	\$152,345	\$150,717
Average Disposable Income	\$79,723	\$97,458	\$100,223
Total Households	1,696	6,643	10,045
Median Home Value	\$546,033	\$747,926	\$742,871
College (4+)	54.9%	61.3%	57.3%
Total Consumer Spending/Capita (Weekly)	\$384	\$398	\$398
Population per Household	2.13	2.01	2.47
% of Households with Children	9.2%	8.3%	11.1%

2027 Demographic Projections

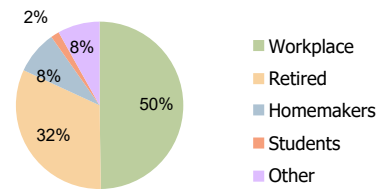
Projected Population	3,314	13,584	21,840
Projected 5 Year Annual Growth Rate (Pop)	-0.1%	0.0%	0.0%



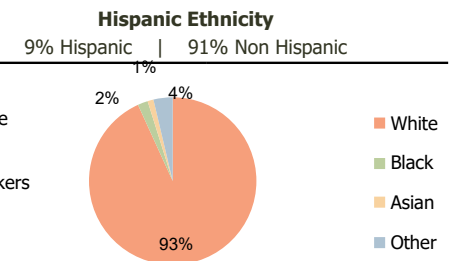
Household Income (3.00 Mile Radius)



Education (3.00 Mile Radius)



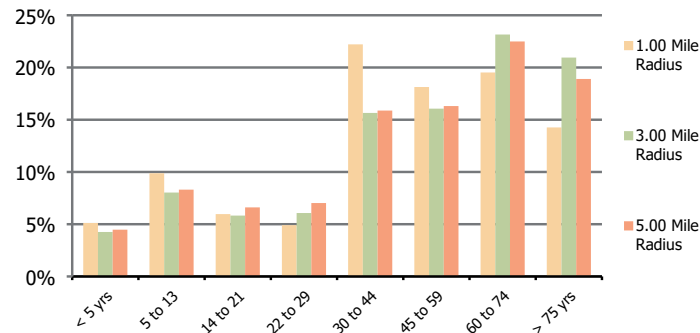
Daytime Population (3.00 Mile Radius)



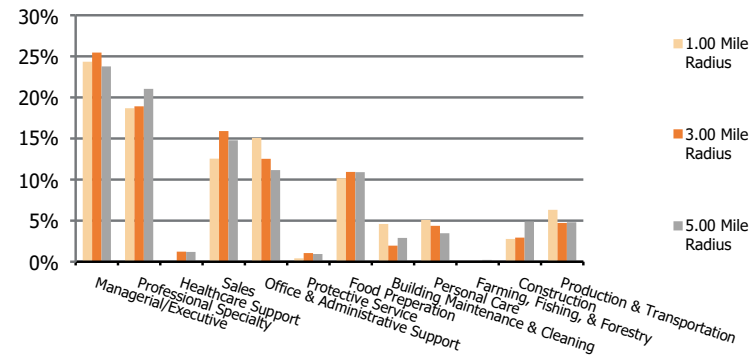
Race (3.00 Mile Radius)

Circle Center Hilton Head Island, SC	1.00 Mile Radius	3.00 Mile Radius	5.00 Mile Radius
--	-------------------------	-------------------------	-------------------------

Population by Age Range



Occupation



Population	Current Estimated Population	3,337	13,604	21,840
	2010 Census Population	3,086	12,252	19,611
	2000 Census Population	3,378	12,176	17,635
	Historical Annual Growth 2000 to 2010	-0.9%	0.1%	1.1%
	Estimated Annual Growth 2010 to 2022	0.6%	0.9%	0.9%
	Projected Annual Growth 2022 to 2027	-0.1%	0.0%	0.0%
Ethnic	Hispanic or Latino Population	17%	9%	12%
	Non Hispanic or Latino Population	83%	91%	88%
Race	White	91.5%	93.2%	87.7%
	Black or African American	3.3%	2.0%	4.5%
	Asian & Pacific Islander	0.8%	1.1%	1.2%
	Other Races	4.4%	3.7%	6.5%