



# Demographic Summary Report

2000, 2010 Census, 2022 Estimates & 2027 Projections  
 Calculated using TAS Retrieval

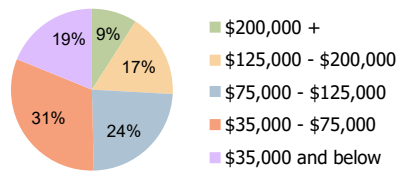
Clear Lake Camino South Houston, TX	1.00 Mile Radius	3.00 Mile Radius	5.00 Mile Radius
--	------------------	------------------	------------------

## Current Year Demographics

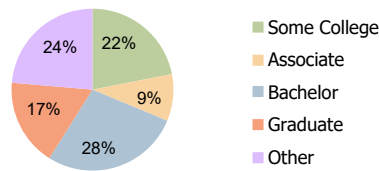
Current Population	16,544	74,256	183,669
Total Daytime Pop	26,173	108,982	200,208
Workplace Pop	19,525	61,477	92,824
Average Household Income	\$76,664	\$99,366	\$112,251
Average Disposable Income	\$66,834	\$81,171	\$89,035
Total Households	7,615	32,019	72,495
Median Home Value	\$194,809	\$261,149	\$286,163
College (4+)	36.8%	45.1%	45.5%
Total Consumer Spending/Capita (Weekly)	\$340	\$358	\$367
Population per Household	2.13	2.01	2.47
% of Households with Children	23.2%	25.0%	29.7%

## 2027 Demographic Projections

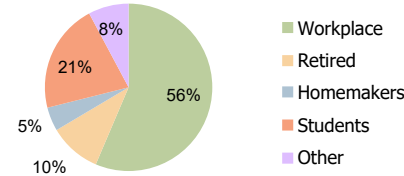
Projected Population	16,495	74,038	187,949
Projected 5 Year Annual Growth Rate (Pop)	-0.1%	-0.1%	0.5%



Household Income (3.00 Mile Radius)



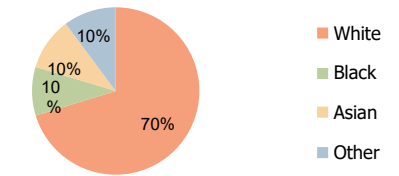
Education (3.00 Mile Radius)



Daytime Population (3.00 Mile Radius)

### Hispanic Ethnicity

22% Hispanic | 78% Non Hispanic



Race (3.00 Mile Radius)



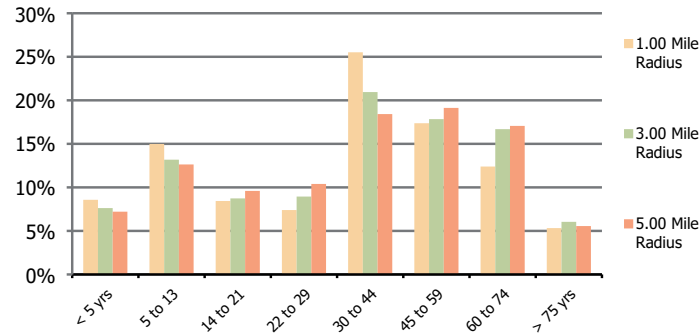
# Demographic Summary Report

2000, 2010 Census, 2022 Estimates & 2027 Projections  
 Calculated using TAS Retrieval

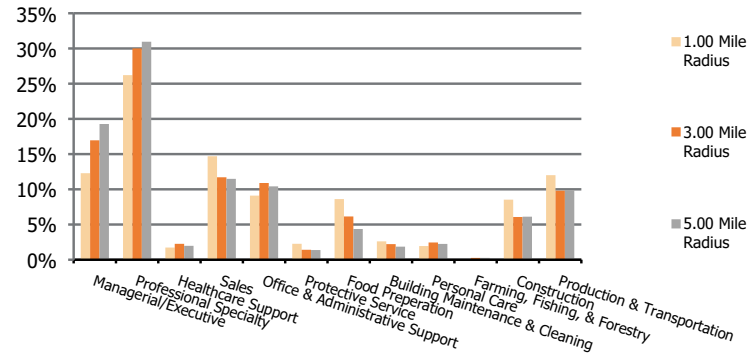
**Clear Lake Camino South**  
 Houston, TX

**1.00 Mile Radius      3.00 Mile Radius      5.00 Mile Radius**

**Population by Age Range**



**Occupation**



<b>Population</b>	Current Estimated Population	16,544	74,256	183,669
	2010 Census Population	15,921	70,755	162,112
	2000 Census Population	14,705	66,477	138,654
	Historical Annual Growth 2000 to 2010	0.8%	0.6%	1.6%
	Estimated Annual Growth 2010 to 2022	0.3%	0.4%	1.0%
	Projected Annual Growth 2022 to 2027	-0.1%	-0.1%	0.5%
<b>Ethnic</b>	Hispanic or Latino Population	30%	22%	20%
	Non Hispanic or Latino Population	70%	78%	80%
<b>Race</b>	White	66.6%	70.2%	74.5%
	Black or African American	9.7%	9.4%	7.9%
	Asian & Pacific Islander	10.5%	10.2%	8.9%
	Other Races	13.2%	10.2%	8.7%