



# Demographic Summary Report

2000, 2010 Census, 2022 Estimates & 2027 Projections  
Calculated using TAS Retrieval

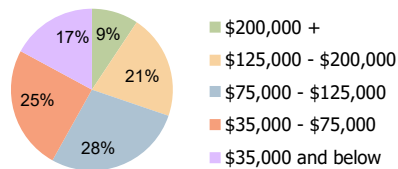
| Collegetown Shopping Center<br>Glassboro, NJ | 1.00 Mile Radius | 3.00 Mile Radius | 5.00 Mile Radius |
|----------------------------------------------|------------------|------------------|------------------|
|----------------------------------------------|------------------|------------------|------------------|

## Current Year Demographics

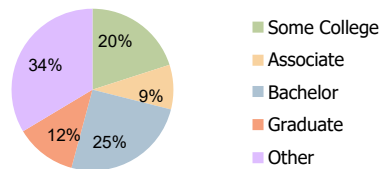
|                                         |           |           |           |
|-----------------------------------------|-----------|-----------|-----------|
| Current Population                      | 11,617    | 54,745    | 105,617   |
| Total Daytime Pop                       | 17,294    | 61,492    | 115,300   |
| Workplace Pop                           | 4,452     | 17,455    | 35,659    |
| Average Household Income                | \$104,136 | \$104,370 | \$114,669 |
| Average Disposable Income               | \$85,085  | \$84,272  | \$90,387  |
| Total Households                        | 3,905     | 19,215    | 36,761    |
| Median Home Value                       | \$292,395 | \$318,397 | \$336,744 |
| College (4+)                            | 40.2%     | 37.5%     | 38.0%     |
| Total Consumer Spending/Capita (Weekly) | \$400     | \$406     | \$411     |
| Population per Household                | 2.13      | 2.01      | 2.47      |
| % of Households with Children           | 24.0%     | 27.6%     | 29.5%     |

## 2027 Demographic Projections

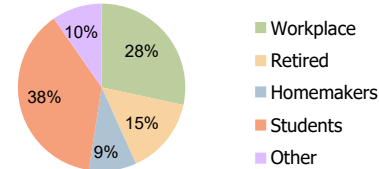
|                                           |        |        |         |
|-------------------------------------------|--------|--------|---------|
| Projected Population                      | 11,926 | 56,915 | 109,128 |
| Projected 5 Year Annual Growth Rate (Pop) | 0.5%   | 0.8%   | 0.7%    |



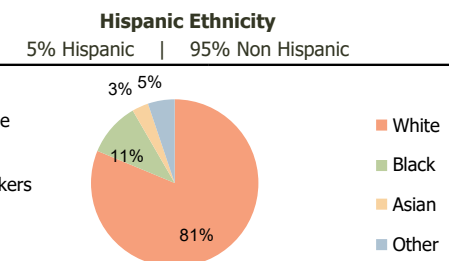
Household Income (3.00 Mile Radius)



Education (3.00 Mile Radius)



Daytime Population (3.00 Mile Radius)



Race (3.00 Mile Radius)



# Demographic Summary Report

2000, 2010 Census, 2022 Estimates & 2027 Projections  
Calculated using TAS Retrieval

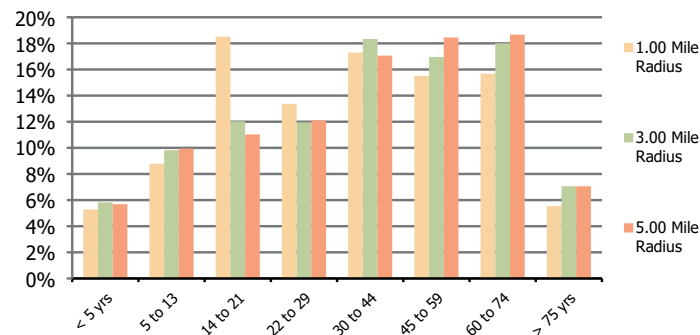
**Collegetown Shopping Center**  
Glassboro, NJ

**1.00 Mile Radius**

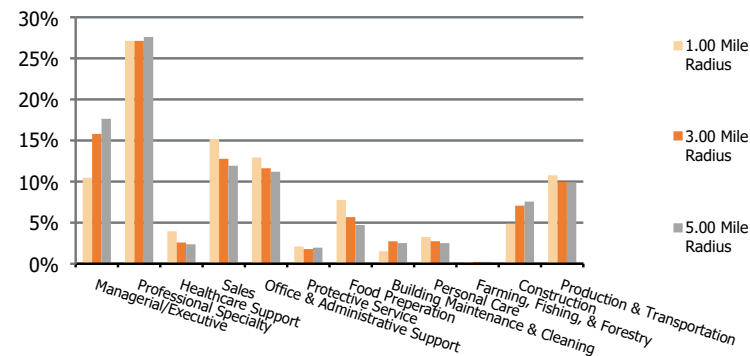
**3.00 Mile Radius**

**5.00 Mile Radius**

**Population by Age Range**



**Occupation**



|            |                                       |        |        |         |
|------------|---------------------------------------|--------|--------|---------|
| Population | Current Estimated Population          | 11,617 | 54,745 | 105,617 |
|            | 2010 Census Population                | 11,193 | 50,482 | 98,741  |
|            | 2000 Census Population                | 12,419 | 51,213 | 95,574  |
|            | Historical Annual Growth 2000 to 2010 | -1.0%  | -0.1%  | 0.3%    |
|            | Estimated Annual Growth 2010 to 2022  | 0.3%   | 0.7%   | 0.6%    |
|            | Projected Annual Growth 2022 to 2027  | 0.5%   | 0.8%   | 0.7%    |
| Ethnic     | Hispanic or Latino Population         | 6%     | 5%     | 5%      |
|            | Non Hispanic or Latino Population     | 94%    | 95%    | 95%     |
| Race       | White                                 | 84.5%  | 81.3%  | 82.8%   |
|            | Black or African American             | 7.4%   | 10.4%  | 9.7%    |
|            | Asian & Pacific Islander              | 3.2%   | 3.2%   | 3.1%    |
|            | Other Races                           | 4.9%   | 5.2%   | 4.4%    |