

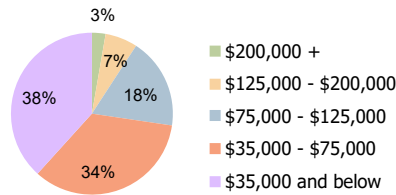
Grand Central Plaza Parkersburg, WV	1.00 Mile Radius	3.00 Mile Radius	5.00 Mile Radius
--	------------------	------------------	------------------

Current Year Demographics

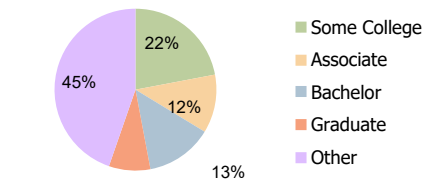
Current Population	4,561	38,091	59,082
Total Daytime Pop	6,541	43,866	69,195
Workplace Pop	3,488	19,049	27,813
Average Household Income	\$56,824	\$62,643	\$63,966
Average Disposable Income	\$45,197	\$50,872	\$51,989
Total Households	2,120	16,964	25,815
Median Home Value	\$142,782	\$139,469	\$135,268
College (4+)	16.1%	21.6%	20.2%
Total Consumer Spending/Capita (Weekly)	\$331	\$339	\$340
Population per Household	2.13	2.01	2.47
% of Households with Children	18.1%	20.7%	23.1%

2027 Demographic Projections

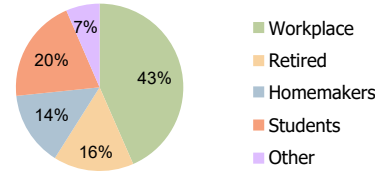
Projected Population	4,512	37,677	58,402
Projected 5 Year Annual Growth Rate (Pop)	-0.2%	-0.2%	-0.2%



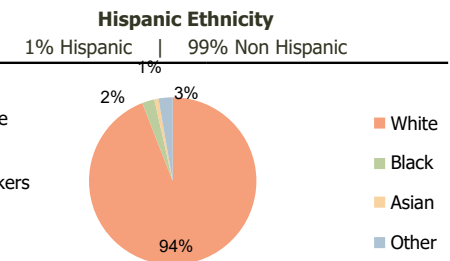
Household Income (3.00 Mile Radius)



Education (3.00 Mile Radius)



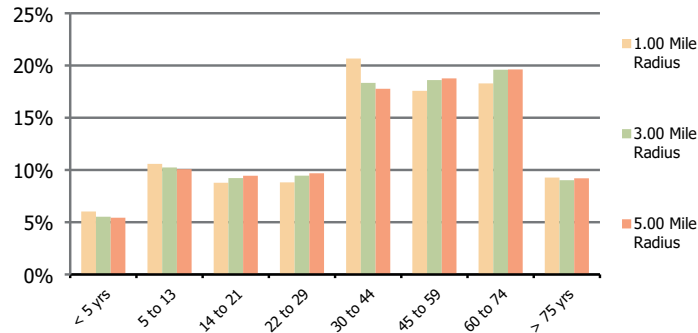
Daytime Population (3.00 Mile Radius)



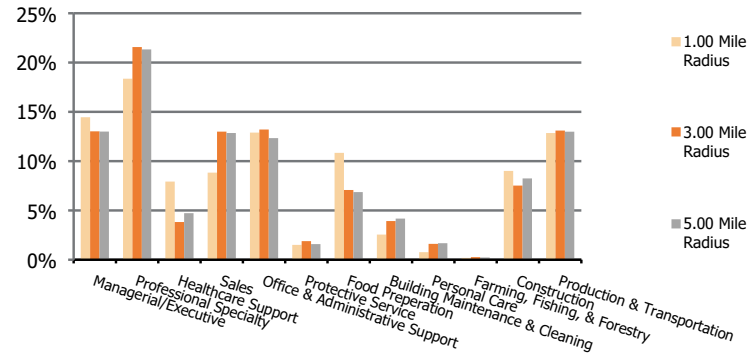
Race (3.00 Mile Radius)

Grand Central Plaza Parkersburg, WV	1.00 Mile Radius	3.00 Mile Radius	5.00 Mile Radius
---	-------------------------	-------------------------	-------------------------

Population by Age Range



Occupation



	1.00 Mile Radius	3.00 Mile Radius	5.00 Mile Radius	
Population	Current Estimated Population	4,561	38,091	59,082
	2010 Census Population	4,838	39,406	61,028
	2000 Census Population	4,762	41,079	63,439
	Historical Annual Growth 2000 to 2010	0.2%	-0.4%	-0.4%
	Estimated Annual Growth 2010 to 2022	-0.5%	-0.3%	-0.3%
	Projected Annual Growth 2022 to 2027	-0.2%	-0.2%	-0.2%
Ethnic	Hispanic or Latino Population	1%	1%	1%
	Non Hispanic or Latino Population	99%	99%	99%
Race	White	93.4%	94.1%	95.1%
	Black or African American	1.6%	2.4%	1.9%
	Asian & Pacific Islander	1.3%	0.8%	0.6%
	Other Races	3.6%	2.7%	2.4%