

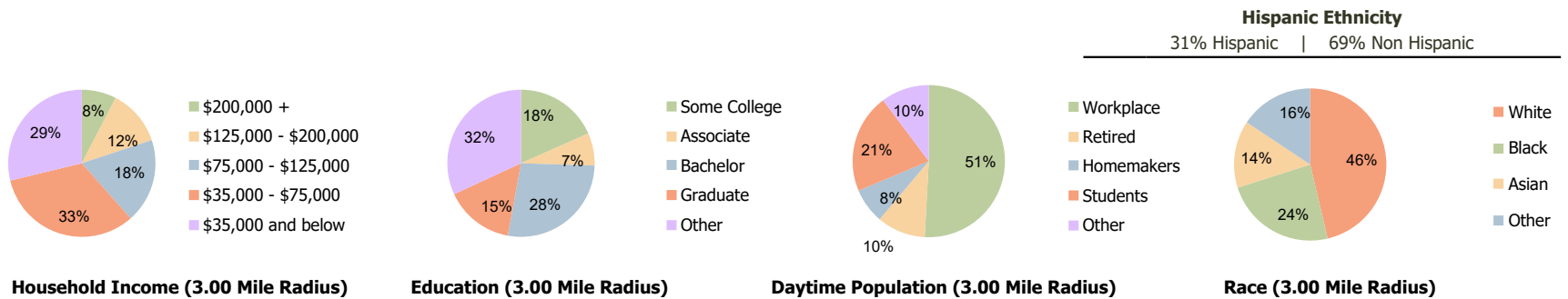
Royal Oaks Village Houston, TX	1.00 Mile Radius	3.00 Mile Radius	5.00 Mile Radius
-----------------------------------	------------------	------------------	------------------

Current Year Demographics

Current Population	26,919	191,299	467,564
Total Daytime Pop	25,566	219,169	543,283
Workplace Pop	14,759	111,466	265,254
Average Household Income	\$88,736	\$91,016	\$88,983
Average Disposable Income	\$70,598	\$69,660	\$67,521
Total Households	12,661	79,895	179,749
Median Home Value	\$398,502	\$299,633	\$255,516
College (4+)	47.3%	42.6%	37.4%
Total Consumer Spending/Capita (Weekly)	\$344	\$348	\$345
Population per Household	2.13	2.01	2.47
% of Households with Children	24.6%	28.5%	30.3%

2027 Demographic Projections

Projected Population	26,979	191,868	468,594
Projected 5 Year Annual Growth Rate (Pop)	0.0%	0.1%	0.0%



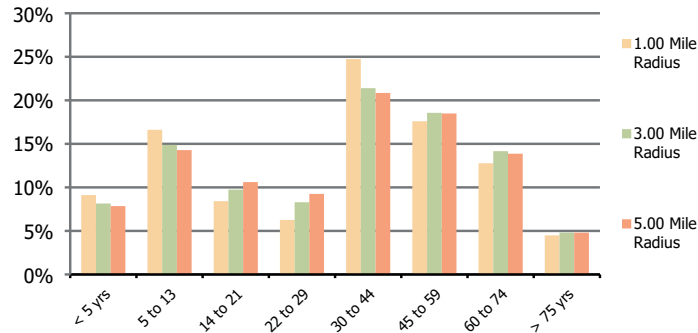


Demographic Summary Report

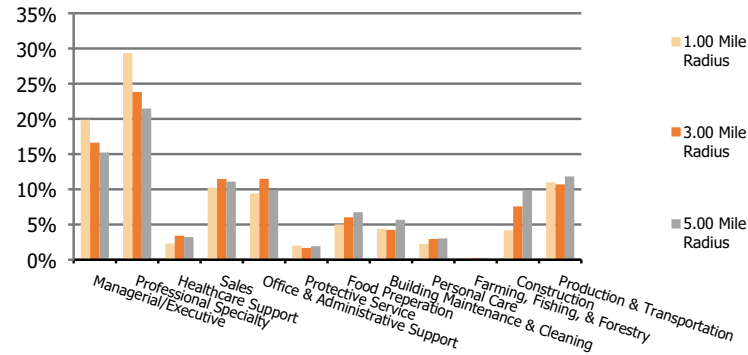
2000, 2010 Census, 2022 Estimates & 2027 Projections
 Calculated using TAS Retrieval

Royal Oaks Village Houston, TX	1.00 Mile Radius	3.00 Mile Radius	5.00 Mile Radius
--	-------------------------	-------------------------	-------------------------

Population by Age Range



Occupation



Population	Current Estimated Population	26,919	191,299	467,564
	2010 Census Population	26,128	179,406	438,498
	2000 Census Population	21,220	161,791	396,861
	Historical Annual Growth 2000 to 2010	2.1%	1.0%	1.0%
	Estimated Annual Growth 2010 to 2022	0.2%	0.5%	0.5%
	Projected Annual Growth 2022 to 2027	0.0%	0.1%	0.0%
Ethnic	Hispanic or Latino Population	24%	31%	36%
	Non Hispanic or Latino Population	76%	69%	64%
Race	White	41.7%	46.3%	45.7%
	Black or African American	35.3%	23.8%	21.8%
	Asian & Pacific Islander	10.6%	14.3%	14.6%
	Other Races	12.4%	15.6%	17.9%