



# Demographic Summary Report

2000, 2010 Census, 2022 Estimates & 2027 Projections  
Calculated using TAS Retrieval

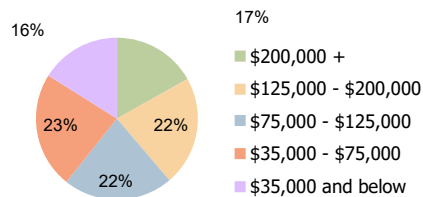
Northeast Plaza Atlanta, GA	1.00 Mile Radius	3.00 Mile Radius	5.00 Mile Radius
--------------------------------	------------------	------------------	------------------

## Current Year Demographics

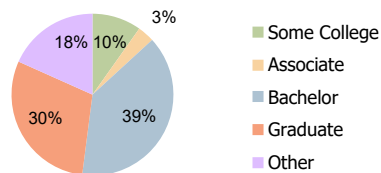
Current Population	27,315	143,162	320,144
Total Daytime Pop	27,155	183,595	448,287
Workplace Pop	13,704	116,591	278,568
Average Household Income	\$108,730	\$142,120	\$154,932
Average Disposable Income	\$85,909	\$98,066	\$99,911
Total Households	10,607	67,117	150,026
Median Home Value	\$545,211	\$658,127	\$662,964
College (4+)	50.6%	68.5%	69.4%
Total Consumer Spending/Capita (Weekly)	\$355	\$373	\$376
Population per Household	2.13	2.01	2.47
% of Households with Children	24.0%	18.1%	19.8%

## 2027 Demographic Projections

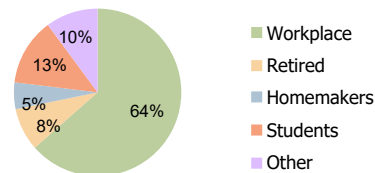
Projected Population	29,031	154,376	341,350
Projected 5 Year Annual Growth Rate (Pop)	1.2%	1.5%	1.3%



Household Income (3.00 Mile Radius)



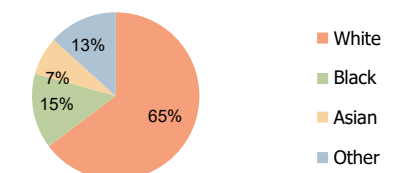
Education (3.00 Mile Radius)



Daytime Population (3.00 Mile Radius)

## Hispanic Ethnicity

21% Hispanic | 79% Non Hispanic



Race (3.00 Mile Radius)



# Demographic Summary Report

2000, 2010 Census, 2022 Estimates & 2027 Projections  
Calculated using TAS Retrieval

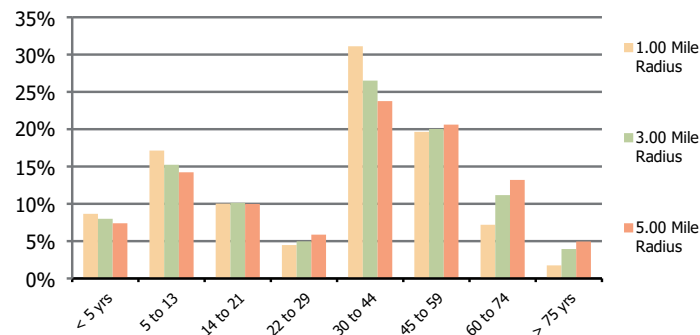
**Northeast Plaza**  
Atlanta, GA

**1.00 Mile Radius**

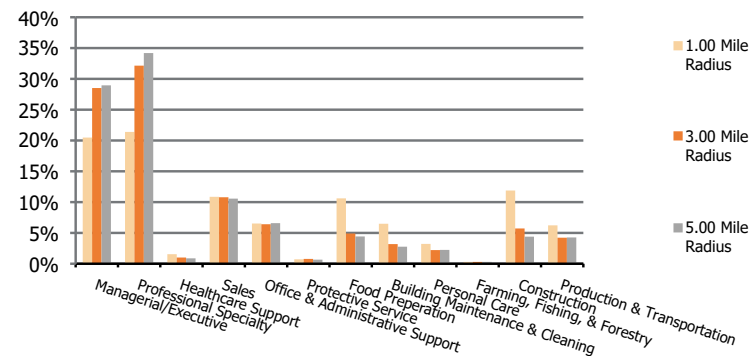
**3.00 Mile Radius**

**5.00 Mile Radius**

**Population by Age Range**



**Occupation**



Population	Current Estimated Population	27,315	143,162	320,144
	2010 Census Population	24,008	120,438	277,270
	2000 Census Population	23,414	109,968	255,850
	Historical Annual Growth 2000 to 2010	0.3%	0.9%	0.8%
	Estimated Annual Growth 2010 to 2022	1.1%	1.4%	1.2%
	Projected Annual Growth 2022 to 2027	1.2%	1.5%	1.3%
Ethnic	Hispanic or Latino Population	47%	21%	15%
	Non Hispanic or Latino Population	53%	79%	85%
Race	White	49.6%	64.7%	68.4%
	Black or African American	16.3%	14.6%	13.4%
	Asian & Pacific Islander	4.4%	7.4%	7.8%
	Other Races	29.7%	13.3%	10.4%