

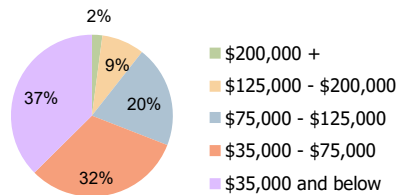
London Marketplace London, KY	1.00 Mile Radius	3.00 Mile Radius	5.00 Mile Radius
----------------------------------	------------------	------------------	------------------

Current Year Demographics

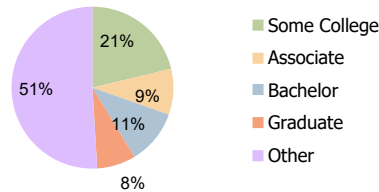
Current Population	3,471	17,239	27,784
Total Daytime Pop	6,774	27,885	39,099
Workplace Pop	3,279	14,935	17,765
Average Household Income	\$65,370	\$65,468	\$66,074
Average Disposable Income	\$55,234	\$51,874	\$52,539
Total Households	1,431	7,055	11,113
Median Home Value	\$178,487	\$174,486	\$166,908
College (4+)	23.0%	18.7%	17.5%
Total Consumer Spending/Capita (Weekly)	\$320	\$320	\$322
Population per Household	2.13	2.01	2.47
% of Households with Children	21.8%	26.7%	29.3%

2027 Demographic Projections

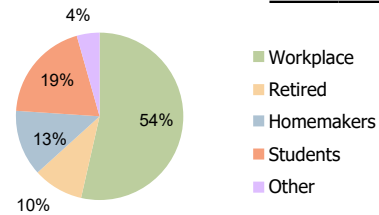
Projected Population	3,601	17,828	28,721
Projected 5 Year Annual Growth Rate (Pop)	0.7%	0.7%	0.7%



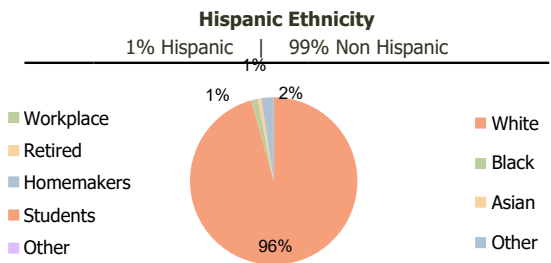
Household Income (3.00 Mile Radius)



Education (3.00 Mile Radius)



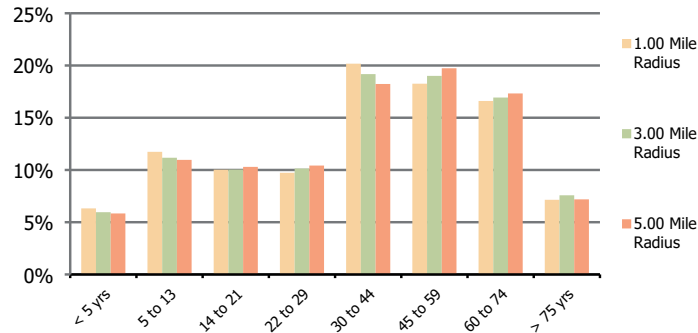
Daytime Population (3.00 Mile Radius)



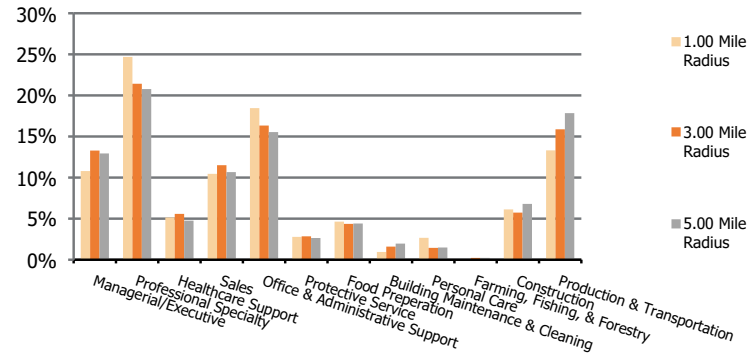
Race (3.00 Mile Radius)

London Marketplace London, KY	1.00 Mile Radius	3.00 Mile Radius	5.00 Mile Radius
---	-------------------------	-------------------------	-------------------------

Population by Age Range



Occupation



Population	Current Estimated Population	3,471	17,239	27,784
	2010 Census Population	3,266	16,304	26,278
	2000 Census Population	3,005	14,428	22,957
	Historical Annual Growth 2000 to 2010	0.8%	1.2%	1.4%
	Estimated Annual Growth 2010 to 2022	0.5%	0.5%	0.5%
	Projected Annual Growth 2022 to 2027	0.7%	0.7%	0.7%
Ethnic	Hispanic or Latino Population	1%	1%	2%
	Non Hispanic or Latino Population	99%	99%	98%
Race	White	95.6%	95.7%	96.2%
	Black or African American	1.0%	1.3%	1.0%
	Asian & Pacific Islander	0.8%	0.7%	0.6%
	Other Races	2.5%	2.4%	2.3%