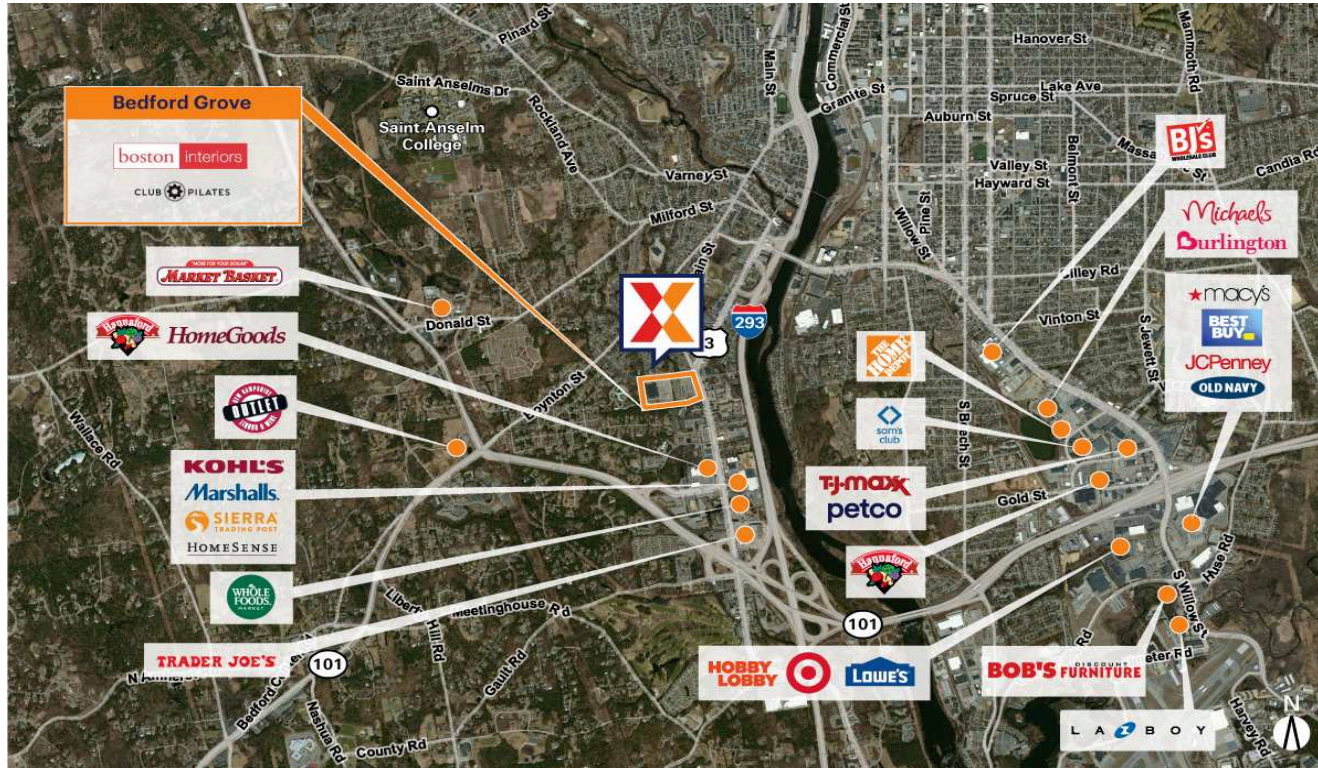


Bedford Grove

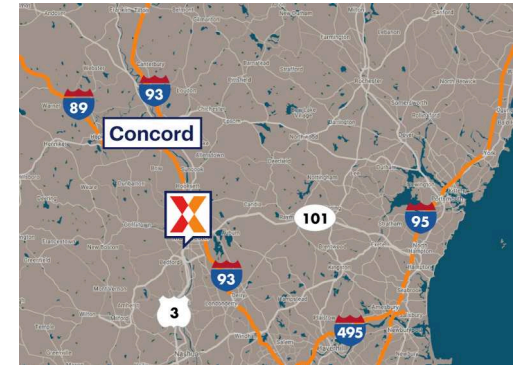
Manchester-Nashua, NH

42.9643, -71.4835

3-7 Colby Court | Bedford, NH 03110-6426



Center Size: 103,076 SF



Demographics	1 Mile	3 Mile	5 Mile
	7,790	90,520	148,399
	3,108	37,321	60,341
	\$101,872	\$97,450	\$110,132

Anchored by Boston Interiors and Planet Fitness, the center includes national retailers including Panera Bread, Aspen Dental & Goldfish Swim School

Surrounded by a dense population of 90,500 and a strong daytime population of 129,300+ within a 3-mile radius

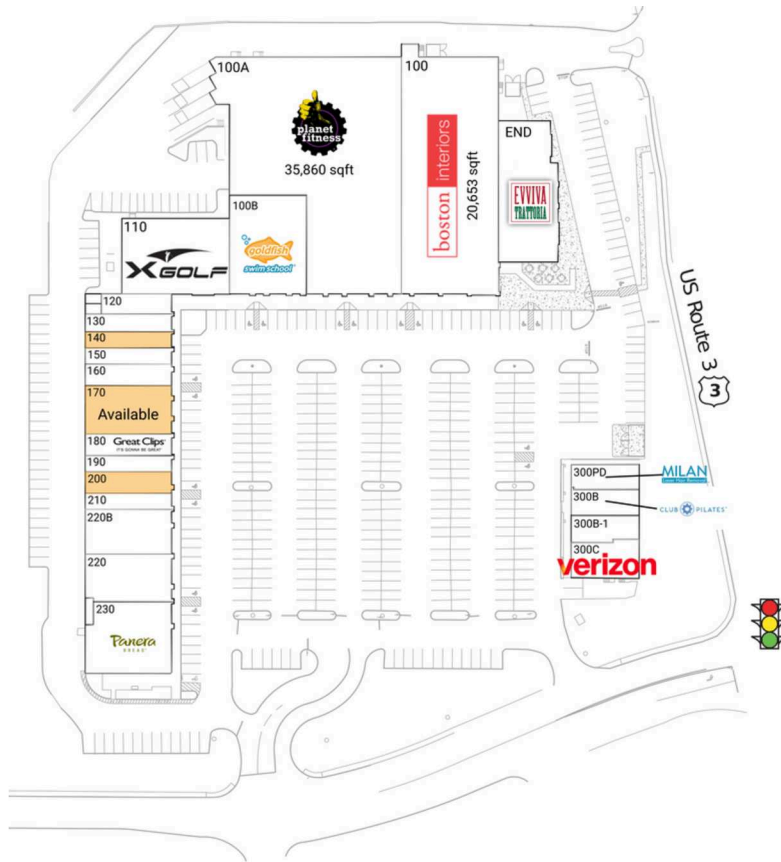
Accessible from both Everett Parkway and NH Route 101 West, the center has regional access in New Hampshire's largest market

Bedford Grove

Manchester-Nashua, NH

42.9643, -71.4835

3-7 Colby Court | Bedford, NH 03110-6426



Available Space

140	1,200 SF
170	3,600 SF
200	1,600 SF

Current Retailers

END	Evviva Trattoria	7,000 SF
100	Boston Interiors	20,653 SF
100A	Planet Fitness	35,860 SF
100B	Goldfish Swim School	6,643 SF
110	X-Golf	7,000 SF
120	Creative Nail Designs	1,203 SF
130	NH iPhone Repair	1,321 SF
150	Lo Tide Clothing Co	1,200 SF
160	Wrap City	1,600 SF
180	Great Clips	1,600 SF
190	T-Mobile	1,200 SF
210	Blo - Blow Dry Bar	1,200 SF
220	Aspen Dental	3,520 SF
220B	Elements Massage	3,320 SF
230	Panera Bread	5,160 SF
300B	Club Pilates	1,540 SF
300B-1	Bubbakoo's Burritos	1,493 SF
300C	Verizon Wireless	2,000 SF
300PD	Milan Laser Hair Removal	1,439 SF

4203