

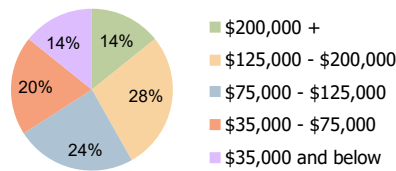
Acme Clark Clark, NJ	1.00 Mile Radius	3.00 Mile Radius	5.00 Mile Radius
-------------------------	------------------	------------------	------------------

Current Year Demographics

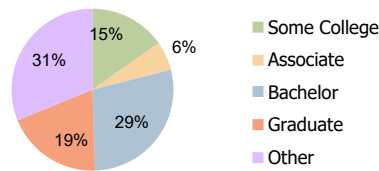
Current Population	13,090	144,725	386,949
Total Daytime Pop	15,162	137,599	353,542
Workplace Pop	5,963	42,928	120,907
Average Household Income	\$152,790	\$142,522	\$130,256
Average Disposable Income	\$109,801	\$98,680	\$94,351
Total Households	4,906	53,647	137,201
Median Home Value	\$690,766	\$587,667	\$531,850
College (4+)	54.2%	47.8%	43.9%
Total Consumer Spending/Capita (Weekly)	\$508	\$491	\$486
Population per Household	2.13	2.01	2.47
% of Households with Children	35.2%	32.0%	32.9%

2028 Demographic Projections

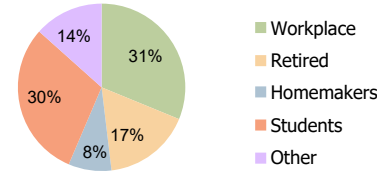
Projected Population	12,599	147,358	392,656
Projected 5 Year Annual Growth Rate (Pop)	-0.8%	0.4%	0.3%



Household Income (3.00 Mile Radius)



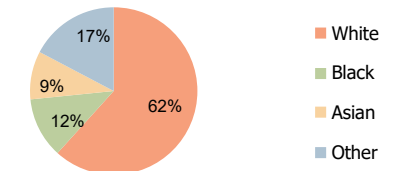
Education (3.00 Mile Radius)



Daytime Population (3.00 Mile Radius)

Hispanic Ethnicity

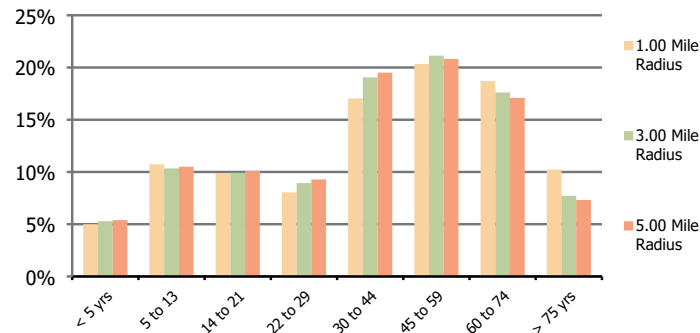
17% Hispanic | 83% Non Hispanic



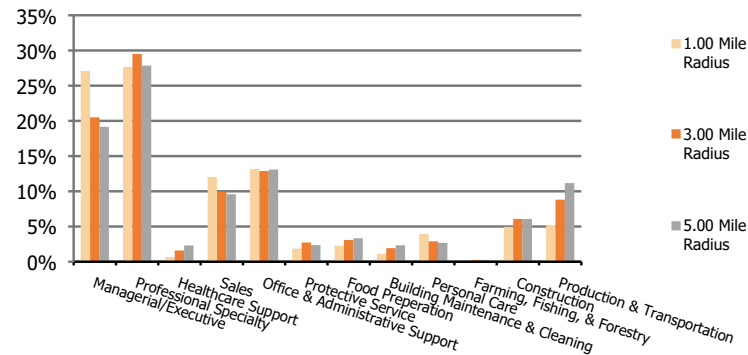
Race (3.00 Mile Radius)

Acme Clark Clark, NJ	1.00 Mile Radius	3.00 Mile Radius	5.00 Mile Radius
--------------------------------	-------------------------	-------------------------	-------------------------

Population by Age Range



Occupation



	1.00 Mile Radius	3.00 Mile Radius	5.00 Mile Radius	
Population	Current Estimated Population	13,090	144,725	386,949
	2010 Census Population	11,730	132,665	329,394
	2000 Census Population	11,532	130,885	323,052
	Historical Annual Growth 2000 to 2010	0.2%	0.1%	0.2%
	Estimated Annual Growth 2010 to 2023	0.8%	0.7%	1.2%
	Projected Annual Growth 2023 to 2028	-0.8%	0.4%	0.3%
Ethnic	Hispanic or Latino Population	11%	17%	21%
	Non Hispanic or Latino Population	89%	83%	79%
Race	White	78.9%	61.7%	47.9%
	Black or African American	2.4%	11.7%	15.7%
	Asian & Pacific Islander	7.5%	9.3%	16.0%
	Other Races	11.2%	17.3%	20.4%