

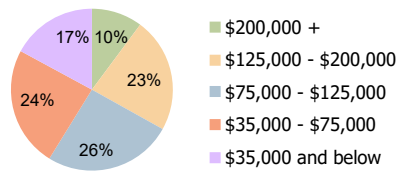
Annex of Arlington Arlington Heights, IL	1.00 Mile Radius	3.00 Mile Radius	5.00 Mile Radius
---	------------------	------------------	------------------

### Current Year Demographics

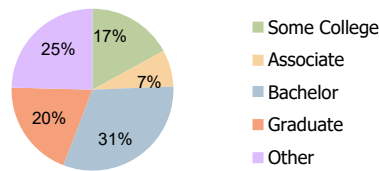
Current Population	14,284	137,447	320,284
Total Daytime Pop	13,341	120,185	302,772
Workplace Pop	4,139	40,026	112,330
Average Household Income	\$136,691	\$114,096	\$115,689
Average Disposable Income	\$101,916	\$87,600	\$88,074
Total Households	5,241	54,709	126,989
Median Home Value	\$470,763	\$383,281	\$394,879
College (4+)	59.1%	51.0%	51.1%
Total Consumer Spending/Capita (Weekly)	\$474	\$453	\$453
Population per Household	2.13	2.01	2.47
% of Households with Children	35.6%	27.5%	28.3%

### 2028 Demographic Projections

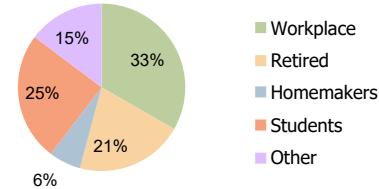
Projected Population	13,682	131,090	312,758
Projected 5 Year Annual Growth Rate (Pop)	-0.9%	-0.9%	-0.5%



Household Income (3.00 Mile Radius)



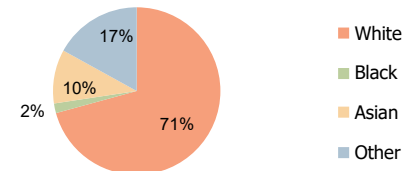
Education (3.00 Mile Radius)



Daytime Population (3.00 Mile Radius)

### Hispanic Ethnicity

16% Hispanic | 84% Non Hispanic



Race (3.00 Mile Radius)

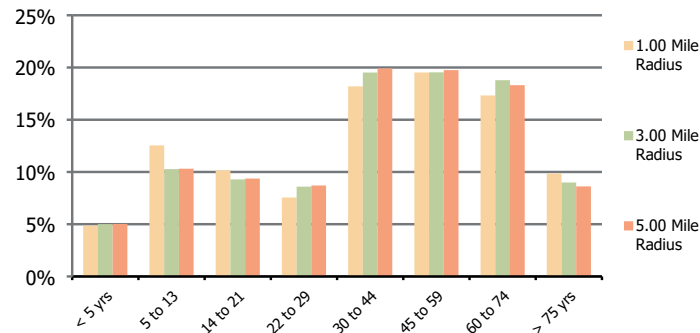


# Demographic Summary Report

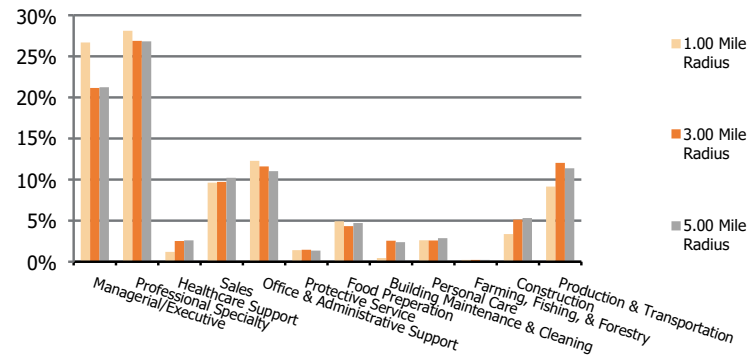
2020 Census, 2023 Estimates & 2028 Projections  
 Calculated using TAS Retrieval

<b>Annex of Arlington</b> Arlington Heights, IL	<b>1.00 Mile Radius</b>	<b>3.00 Mile Radius</b>	<b>5.00 Mile Radius</b>
--	-------------------------	-------------------------	-------------------------

**Population by Age Range**



**Occupation**



<b>Population</b>	Current Estimated Population	14,284	137,447	320,284
	2010 Census Population	13,528	129,444	295,497
	2000 Census Population	13,925	133,135	298,505
	Historical Annual Growth 2000 to 2010	-0.3%	-0.3%	-0.1%
	Estimated Annual Growth 2010 to 2023	0.4%	0.5%	0.6%
	Projected Annual Growth 2023 to 2028	-0.9%	-0.9%	-0.5%
<b>Ethnic</b>	Hispanic or Latino Population	7%	16%	16%
	Non Hispanic or Latino Population	93%	84%	84%
<b>Race</b>	White	74.5%	70.7%	66.6%
	Black or African American	1.1%	1.9%	2.2%
	Asian & Pacific Islander	16.1%	10.4%	14.4%
	Other Races	8.3%	17.0%	16.7%