

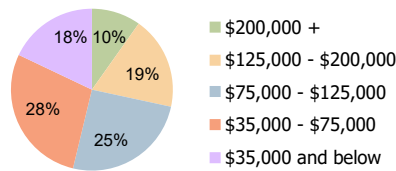
Atlantic Plaza Satellite Beach, FL	1.00 Mile Radius	3.00 Mile Radius	5.00 Mile Radius
---------------------------------------	------------------	------------------	------------------

### Current Year Demographics

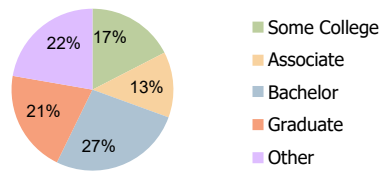
Current Population	7,361	26,258	62,125
Total Daytime Pop	7,139	20,404	53,045
Workplace Pop	1,434	4,242	14,874
Average Household Income	\$108,097	\$110,308	\$92,962
Average Disposable Income	\$90,494	\$85,993	\$75,102
Total Households	3,044	11,303	27,590
Median Home Value	\$511,358	\$488,653	\$413,362
College (4+)	49.7%	47.2%	40.0%
Total Consumer Spending/Capita (Weekly)	\$416	\$414	\$402
Population per Household	2.13	2.01	2.47
% of Households with Children	30.9%	23.3%	21.3%

### 2028 Demographic Projections

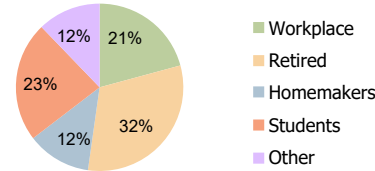
Projected Population	6,761	23,763	56,279
Projected 5 Year Annual Growth Rate (Pop)	-1.7%	-2.0%	-2.0%



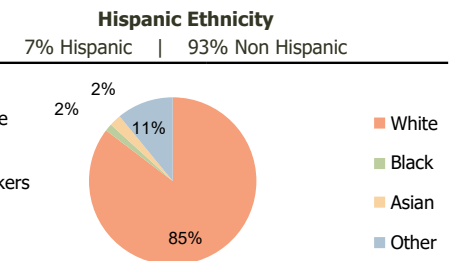
Household Income (3.00 Mile Radius)



Education (3.00 Mile Radius)



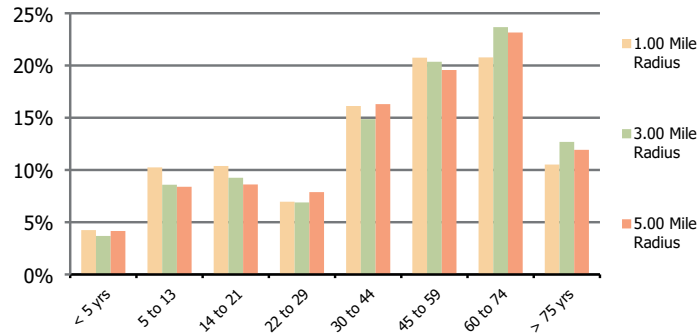
Daytime Population (3.00 Mile Radius)



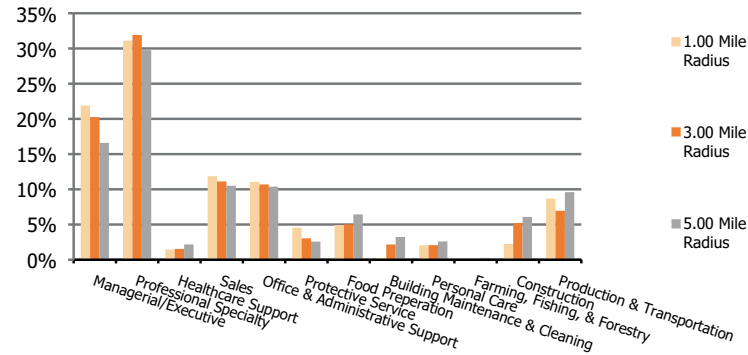
Race (3.00 Mile Radius)

<b>Atlantic Plaza</b> Satellite Beach, FL	<b>1.00 Mile Radius</b>	<b>3.00 Mile Radius</b>	<b>5.00 Mile Radius</b>
--	-------------------------	-------------------------	-------------------------

**Population by Age Range**



**Occupation**



	1.00 Mile Radius	3.00 Mile Radius	5.00 Mile Radius
<b>Population</b>			
Current Estimated Population	7,361	26,258	62,125
2010 Census Population	6,503	22,922	56,103
2000 Census Population	7,692	25,424	58,413
Historical Annual Growth 2000 to 2010	-1.7%	-1.0%	-0.4%
Estimated Annual Growth 2010 to 2023	0.9%	1.0%	0.8%
Projected Annual Growth 2023 to 2028	-1.7%	-2.0%	-2.0%
<b>Ethnic</b>			
Hispanic or Latino Population	8%	7%	10%
Non Hispanic or Latino Population	92%	93%	90%
<b>Race</b>			
White	83.5%	85.3%	80.8%
Black or African American	2.0%	1.4%	3.7%
Asian & Pacific Islander	2.4%	2.3%	2.7%
Other Races	12.0%	10.9%	12.9%