

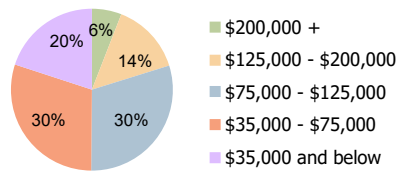
Belfair Towne Village Bluffton, SC	1.00 Mile Radius	3.00 Mile Radius	5.00 Mile Radius
---------------------------------------	------------------	------------------	------------------

Current Year Demographics

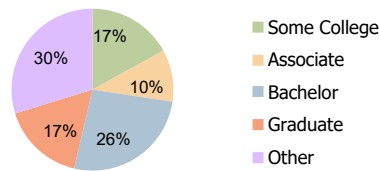
Current Population	5,801	26,357	49,434
Total Daytime Pop	7,313	27,566	47,026
Workplace Pop	3,695	10,401	14,146
Average Household Income	\$83,632	\$91,065	\$102,264
Average Disposable Income	\$70,472	\$74,176	\$79,062
Total Households	2,319	10,288	19,328
Median Home Value	\$482,762	\$481,842	\$515,938
College (4+)	37.2%	42.9%	45.6%
Total Consumer Spending/Capita (Weekly)	\$408	\$410	\$417
Population per Household	2.13	2.01	2.47
% of Households with Children	23.4%	29.4%	27.9%

2028 Demographic Projections

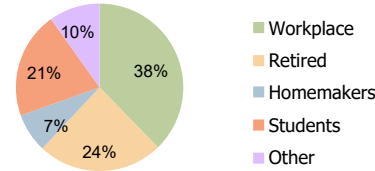
Projected Population	6,492	29,532	55,534
Projected 5 Year Annual Growth Rate (Pop)	2.3%	2.3%	2.4%



Household Income (3.00 Mile Radius)



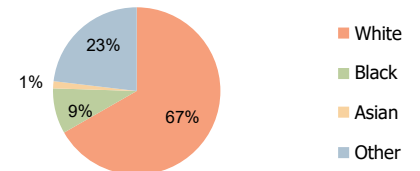
Education (3.00 Mile Radius)



Daytime Population (3.00 Mile Radius)

Hispanic Ethnicity

23% Hispanic | 77% Non Hispanic



Race (3.00 Mile Radius)

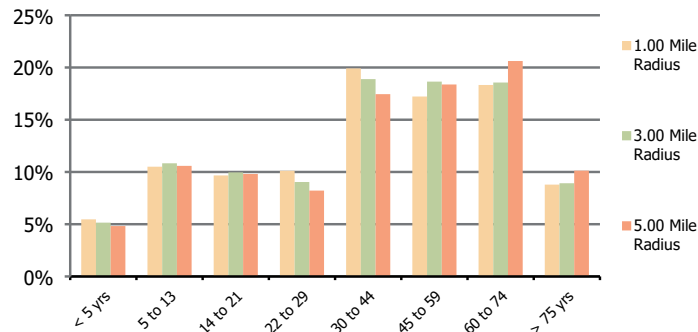
Belfair Towne Village
Bluffton, SC

1.00 Mile Radius

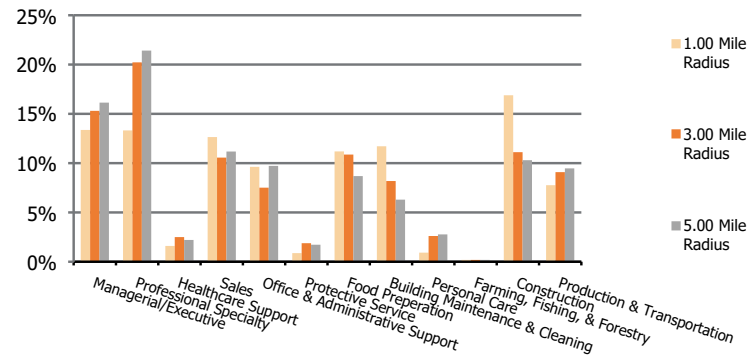
3.00 Mile Radius

5.00 Mile Radius

Population by Age Range



Occupation



Population	Current Estimated Population	5,801	26,357	49,434
	2010 Census Population	5,067	19,993	32,994
	2000 Census Population	2,187	8,180	13,828
	Historical Annual Growth 2000 to 2010	8.8%	9.3%	9.1%
	Estimated Annual Growth 2010 to 2023	1.0%	2.1%	3.1%
	Projected Annual Growth 2023 to 2028	2.3%	2.3%	2.4%
Ethnic	Hispanic or Latino Population	24%	23%	19%
	Non Hispanic or Latino Population	76%	77%	81%
Race	White	64.9%	66.7%	71.4%
	Black or African American	11.1%	8.8%	7.3%
	Asian & Pacific Islander	1.1%	1.4%	1.5%
	Other Races	22.9%	23.1%	19.7%