

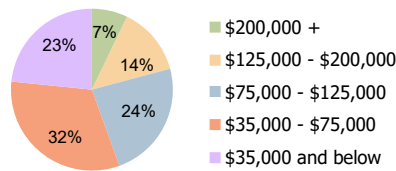
Beneva Village Shoppes Sarasota, FL	1.00 Mile Radius	3.00 Mile Radius	5.00 Mile Radius
--	------------------	------------------	------------------

### Current Year Demographics

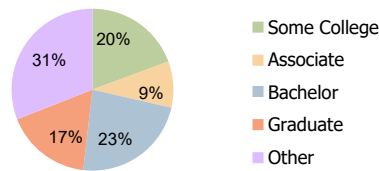
Current Population	10,749	74,825	147,516
Total Daytime Pop	8,956	75,577	150,043
Workplace Pop	3,646	28,650	58,430
Average Household Income	\$75,278	\$95,567	\$102,919
Average Disposable Income	\$64,194	\$74,535	\$78,536
Total Households	5,056	35,512	68,022
Median Home Value	\$456,413	\$475,174	\$477,986
College (4+)	34.4%	40.4%	40.2%
Total Consumer Spending/Capita (Weekly)	\$400	\$409	\$412
Population per Household	2.13	2.01	2.47
% of Households with Children	18.9%	16.2%	16.7%

### 2028 Demographic Projections

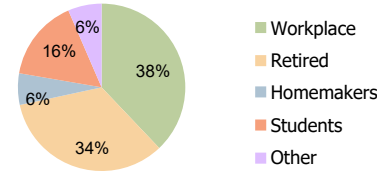
Projected Population	9,356	68,454	141,327
Projected 5 Year Annual Growth Rate (Pop)	-2.7%	-1.8%	-0.9%



Household Income (3.00 Mile Radius)



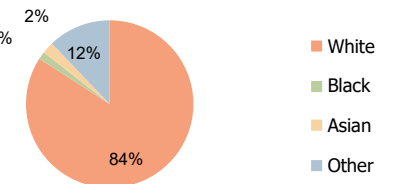
Education (3.00 Mile Radius)



Daytime Population (3.00 Mile Radius)

### Hispanic Ethnicity

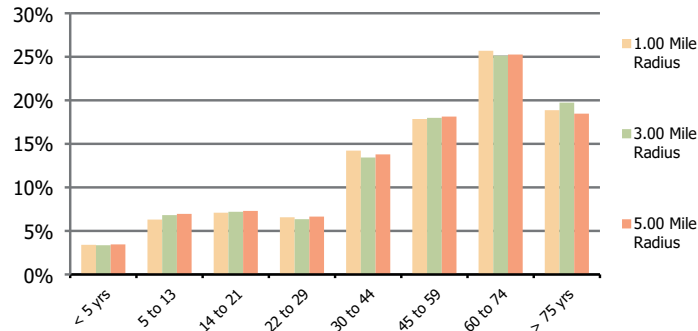
10% Hispanic | 90% Non Hispanic



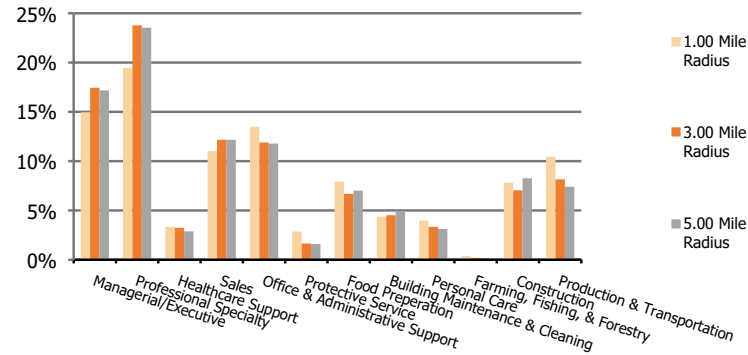
Race (3.00 Mile Radius)

<b>Beneva Village Shoppes</b> Sarasota, FL	<b>1.00 Mile Radius</b>	<b>3.00 Mile Radius</b>	<b>5.00 Mile Radius</b>
---	-------------------------	-------------------------	-------------------------

**Population by Age Range**



**Occupation**



	1.00 Mile Radius	3.00 Mile Radius	5.00 Mile Radius	
<b>Population</b>	Current Estimated Population	10,749	74,825	147,516
	2010 Census Population	7,827	43,902	95,560
	2000 Census Population	8,144	46,648	100,190
	Historical Annual Growth 2000 to 2010	-0.4%	-0.6%	-0.5%
	Estimated Annual Growth 2010 to 2023	2.4%	4.1%	3.3%
	Projected Annual Growth 2023 to 2028	-2.7%	-1.8%	-0.9%
<b>Ethnic</b>	Hispanic or Latino Population	12%	10%	11%
	Non Hispanic or Latino Population	88%	90%	89%
<b>Race</b>	White	83.3%	84.1%	83.4%
	Black or African American	1.7%	1.5%	1.8%
	Asian & Pacific Islander	1.5%	2.3%	2.2%
	Other Races	13.5%	12.1%	12.6%