

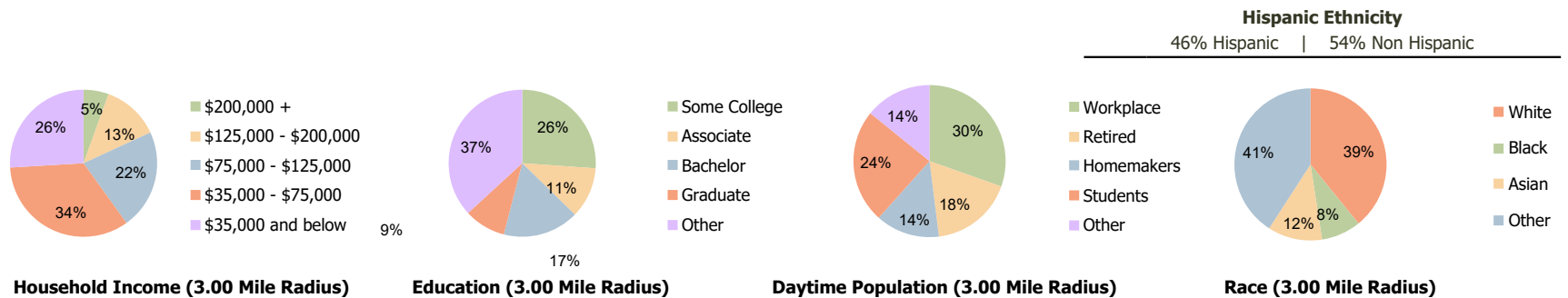
Broadway Faire Fresno, CA	1.00 Mile Radius	3.00 Mile Radius	5.00 Mile Radius
------------------------------	------------------	------------------	------------------

Current Year Demographics

Current Population	18,266	143,824	275,301
Total Daytime Pop	15,303	120,337	311,858
Workplace Pop	6,934	36,594	107,497
Average Household Income	\$73,391	\$86,422	\$80,233
Average Disposable Income	\$59,914	\$66,816	\$63,444
Total Households	6,856	49,341	94,906
Median Home Value	\$365,645	\$397,819	\$382,673
College (4+)	28.8%	25.9%	24.9%
Total Consumer Spending/Capita (Weekly)	\$416	\$427	\$424
Population per Household	2.13	2.01	2.47
% of Households with Children	32.3%	34.5%	33.0%

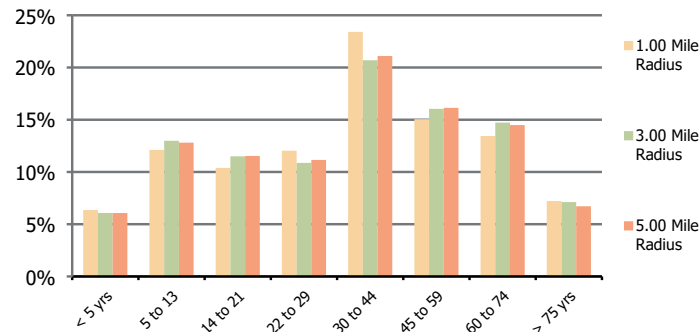
2028 Demographic Projections

Projected Population	17,931	144,213	276,125
Projected 5 Year Annual Growth Rate (Pop)	-0.4%	0.1%	0.1%

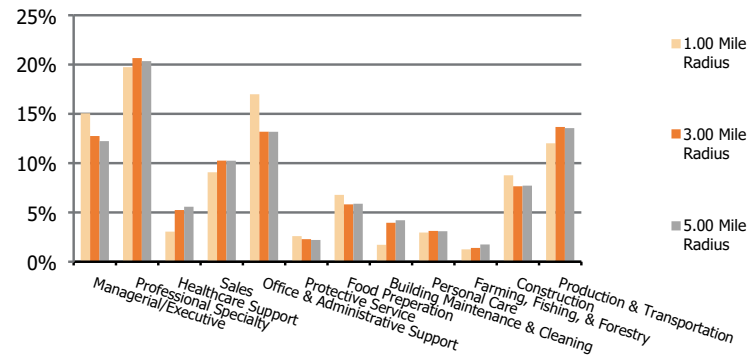


Broadway Faire Fresno, CA	1.00 Mile Radius	3.00 Mile Radius	5.00 Mile Radius
-------------------------------------	-------------------------	-------------------------	-------------------------

Population by Age Range



Occupation



Population	Current Estimated Population	18,266	143,824	275,301
	2010 Census Population	13,487	117,855	215,572
	2000 Census Population	12,420	101,501	194,030
	Historical Annual Growth 2000 to 2010	0.8%	1.5%	1.1%
	Estimated Annual Growth 2010 to 2023	2.3%	1.5%	1.9%
	Projected Annual Growth 2023 to 2028	-0.4%	0.1%	0.1%
Ethnic	Hispanic or Latino Population	44%	46%	48%
	Non Hispanic or Latino Population	56%	54%	52%
Race	White	39.5%	39.1%	38.2%
	Black or African American	10.3%	8.4%	7.6%
	Asian & Pacific Islander	11.8%	11.6%	11.9%
	Other Races	38.4%	40.9%	42.3%