

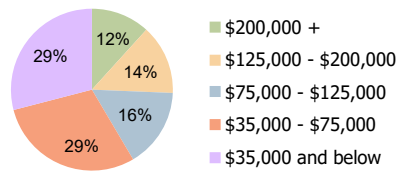
Cayuga Shopping Center Ithaca, NY	1.00 Mile Radius	3.00 Mile Radius	5.00 Mile Radius
--------------------------------------	------------------	------------------	------------------

Current Year Demographics

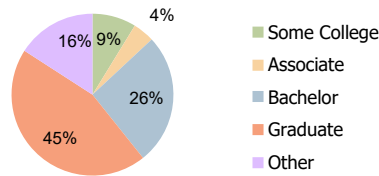
Current Population	6,538	35,164	64,828
Total Daytime Pop	11,964	77,370	129,300
Workplace Pop	5,777	26,935	47,591
Average Household Income	\$127,916	\$98,225	\$93,319
Average Disposable Income	\$88,792	\$73,003	\$70,306
Total Households	2,942	12,720	25,048
Median Home Value	\$443,467	\$408,086	\$356,535
College (4+)	71.2%	71.1%	65.8%
Total Consumer Spending/Capita (Weekly)	\$417	\$381	\$383
Population per Household	2.13	2.01	2.47
% of Households with Children	15.0%	14.5%	15.0%

2028 Demographic Projections

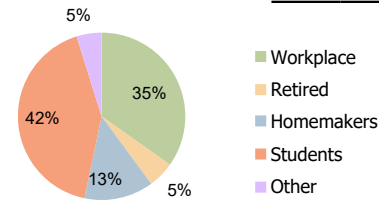
Projected Population	6,494	35,322	65,236
Projected 5 Year Annual Growth Rate (Pop)	-0.1%	0.1%	0.1%



Household Income (3.00 Mile Radius)



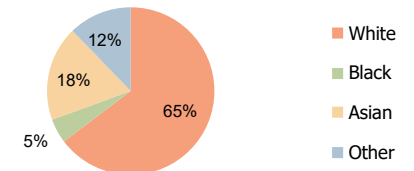
Education (3.00 Mile Radius)



Daytime Population (3.00 Mile Radius)

Hispanic Ethnicity

9% Hispanic | 91% Non Hispanic



Race (3.00 Mile Radius)

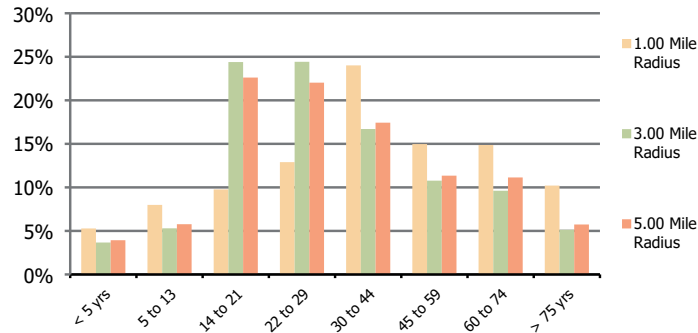
Cayuga Shopping Center
Ithaca, NY

1.00 Mile Radius

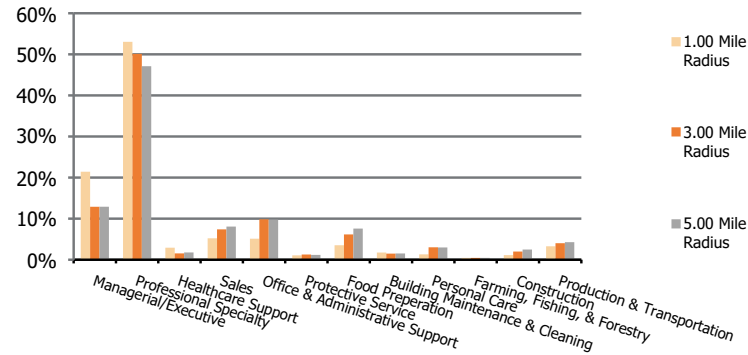
3.00 Mile Radius

5.00 Mile Radius

Population by Age Range



Occupation



Population	Current Estimated Population	6,538	35,164	64,828
	2010 Census Population	5,780	27,408	46,191
	2000 Census Population	5,514	27,548	45,014
	Historical Annual Growth 2000 to 2010	0.5%	-0.1%	0.3%
	Estimated Annual Growth 2010 to 2023	0.9%	1.9%	2.6%
	Projected Annual Growth 2023 to 2028	-0.1%	0.1%	0.1%
Ethnic	Hispanic or Latino Population	6%	9%	8%
	Non Hispanic or Latino Population	94%	91%	92%
Race	White	62.3%	64.7%	67.3%
	Black or African American	5.1%	4.7%	5.4%
	Asian & Pacific Islander	22.1%	18.3%	15.2%
	Other Races	10.4%	12.2%	12.0%