

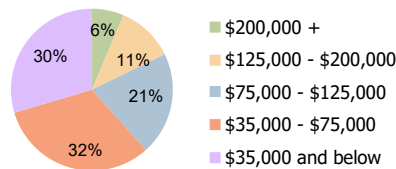
Century Plaza Shopping Center Deerfield Beach, FL	1.00 Mile Radius	3.00 Mile Radius	5.00 Mile Radius
--	------------------	------------------	------------------

Current Year Demographics

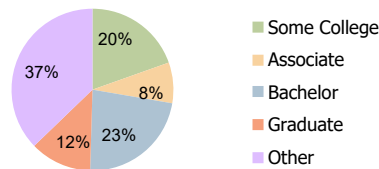
Current Population	13,558	144,065	309,871
Total Daytime Pop	19,575	122,437	344,277
Workplace Pop	10,119	47,516	133,199
Average Household Income	\$60,604	\$81,691	\$94,067
Average Disposable Income	\$51,493	\$67,549	\$73,928
Total Households	7,548	62,170	128,568
Median Home Value	\$137,907	\$390,997	\$426,156
College (4+)	30.9%	35.1%	38.1%
Total Consumer Spending/Capita (Weekly)	\$405	\$423	\$429
Population per Household	2.13	2.01	2.47
% of Households with Children	9.9%	22.1%	23.4%

2028 Demographic Projections

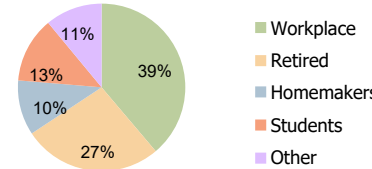
Projected Population	13,223	139,478	304,826
Projected 5 Year Annual Growth Rate (Pop)	-0.5%	-0.6%	-0.3%



Household Income (3.00 Mile Radius)



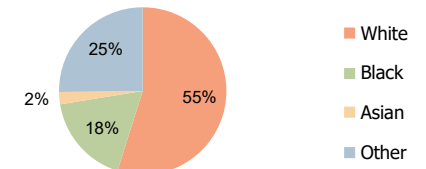
Education (3.00 Mile Radius)



Daytime Population (3.00 Mile Radius)

Hispanic Ethnicity

20% Hispanic | 80% Non Hispanic



Race (3.00 Mile Radius)

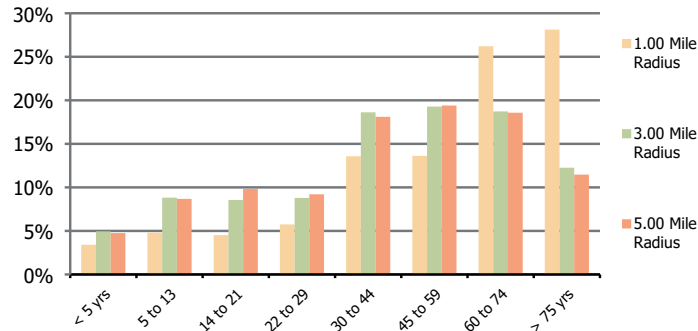
Century Plaza Shopping Center
 Deerfield Beach, FL

1.00 Mile Radius

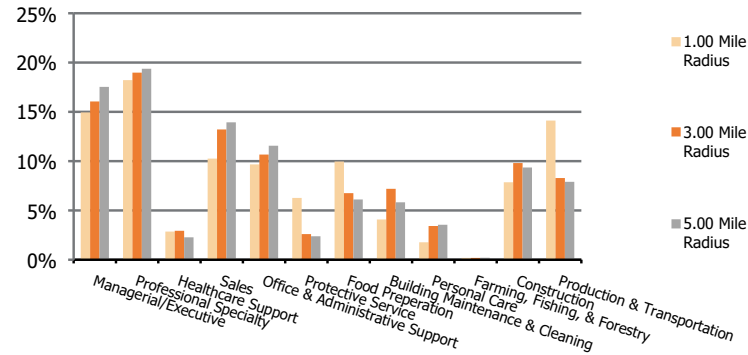
3.00 Mile Radius

5.00 Mile Radius

Population by Age Range



Occupation



Population	Current Estimated Population	13,558	144,065	309,871
	2010 Census Population	11,548	111,567	226,717
	2000 Census Population	13,141	110,651	222,197
	Historical Annual Growth 2000 to 2010	-1.3%	0.1%	0.2%
	Estimated Annual Growth 2010 to 2023	1.2%	1.9%	2.4%
	Projected Annual Growth 2023 to 2028	-0.5%	-0.6%	-0.3%
Ethnic	Hispanic or Latino Population	17%	20%	21%
	Non Hispanic or Latino Population	83%	80%	79%
Race	White	65.1%	54.9%	56.1%
	Black or African American	13.1%	17.6%	15.9%
	Asian & Pacific Islander	1.9%	2.4%	2.9%
	Other Races	19.9%	25.2%	25.1%