

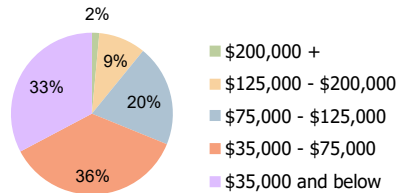
Coastal Landing Brooksville, FL	1.00 Mile Radius	3.00 Mile Radius	5.00 Mile Radius
------------------------------------	------------------	------------------	------------------

Current Year Demographics

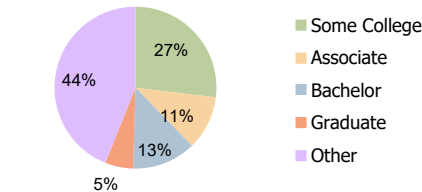
Current Population	4,408	35,210	84,844
Total Daytime Pop	6,402	32,555	79,808
Workplace Pop	2,551	9,833	19,629
Average Household Income	\$58,450	\$65,028	\$67,990
Average Disposable Income	\$51,767	\$55,707	\$57,886
Total Households	1,840	14,494	33,830
Median Home Value	\$219,680	\$235,346	\$265,729
College (4+)	15.9%	18.3%	18.3%
Total Consumer Spending/Capita (Weekly)	\$380	\$381	\$383
Population per Household	2.13	2.01	2.47
% of Households with Children	16.2%	19.8%	22.0%

2028 Demographic Projections

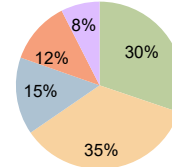
Projected Population	4,796	38,494	92,278
Projected 5 Year Annual Growth Rate (Pop)	1.7%	1.8%	1.7%



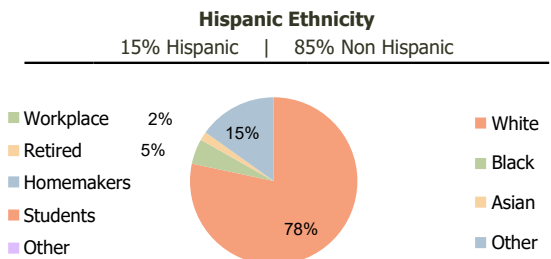
Household Income (3.00 Mile Radius)



Education (3.00 Mile Radius)



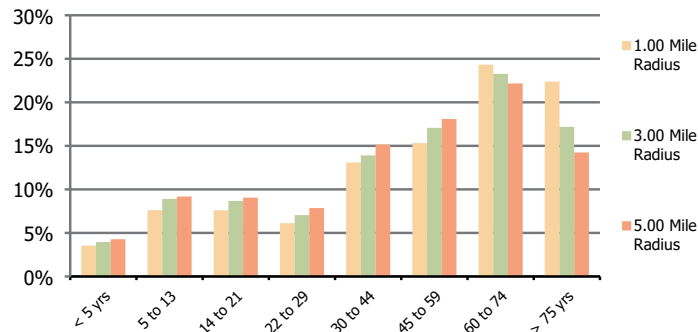
Daytime Population (3.00 Mile Radius)



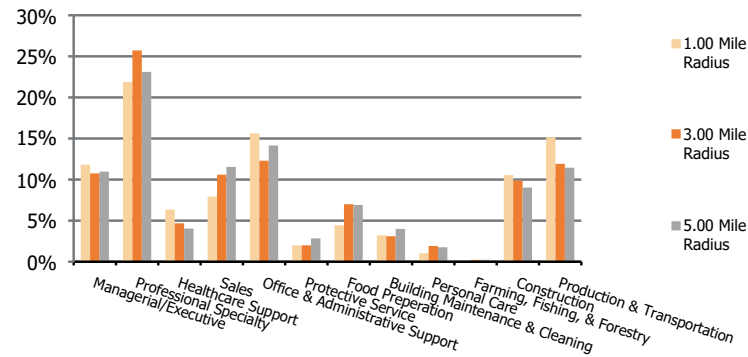
Race (3.00 Mile Radius)

Coastal Landing Brooksville, FL	1.00 Mile Radius	3.00 Mile Radius	5.00 Mile Radius
---	-------------------------	-------------------------	-------------------------

Population by Age Range



Occupation



Population	Current Estimated Population	4,408	35,210	84,844
	2010 Census Population	4,428	28,715	67,805
	2000 Census Population	2,872	19,442	43,385
	Historical Annual Growth 2000 to 2010	4.4%	4.0%	4.6%
	Estimated Annual Growth 2010 to 2023	0.0%	1.6%	1.7%
	Projected Annual Growth 2023 to 2028	1.7%	1.8%	1.7%
Ethnic	Hispanic or Latino Population	14%	15%	17%
	Non Hispanic or Latino Population	86%	85%	83%
Race	White	79.8%	78.3%	77.0%
	Black or African American	4.6%	4.9%	5.0%
	Asian & Pacific Islander	1.7%	1.7%	1.6%
	Other Races	14.0%	15.1%	16.4%