

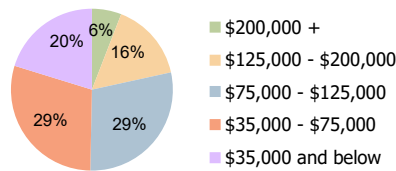
Cobblestone Village Royal Palm Beach, FL	1.00 Mile Radius	3.00 Mile Radius	5.00 Mile Radius
--	-------------------------	-------------------------	-------------------------

Current Year Demographics

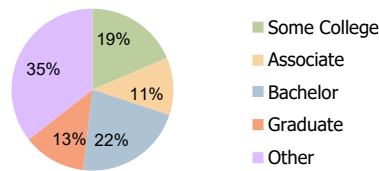
Current Population	6,984	59,098	148,254
Total Daytime Pop	8,718	48,710	118,542
Workplace Pop	2,303	16,591	37,586
Average Household Income	\$86,355	\$90,629	\$92,233
Average Disposable Income	\$73,999	\$76,873	\$76,936
Total Households	2,782	22,183	55,653
Median Home Value	\$436,944	\$442,680	\$456,717
College (4+)	34.9%	34.3%	33.7%
Total Consumer Spending/Capita (Weekly)	\$432	\$430	\$433
Population per Household	2.13	2.01	2.47
% of Households with Children	21.6%	28.3%	29.0%

2028 Demographic Projections

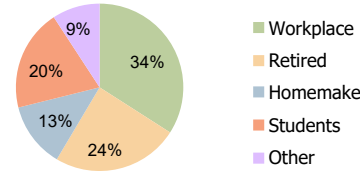
Projected Population	6,950	61,166	153,679
Projected 5 Year Annual Growth Rate (Pop)	-0.1%	0.7%	0.7%



Household Income (3.00 Mile Radius)



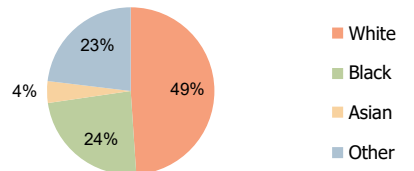
Education (3.00 Mile Radius)



Daytime Population (3.00 Mile Radius)

Hispanic Ethnicity

25% Hispanic | 75% Non Hispanic



Race (3.00 Mile Radius)

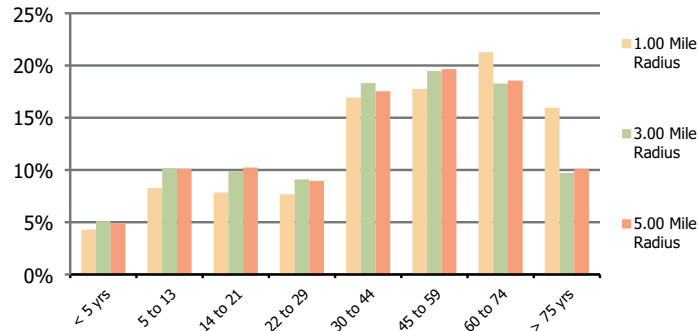
Cobblestone Village
Royal Palm Beach, FL

1.00 Mile Radius

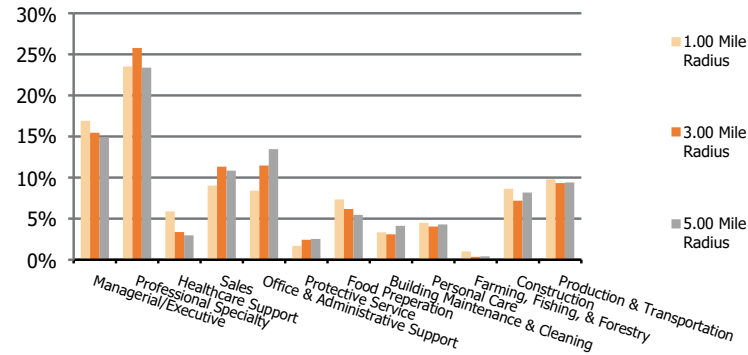
3.00 Mile Radius

5.00 Mile Radius

Population by Age Range



Occupation



Population	Current Estimated Population	6,984	59,098	148,254
	2010 Census Population	6,977	35,661	92,994
	2000 Census Population	3,466	21,969	69,798
	Historical Annual Growth 2000 to 2010	7.2%	5.0%	2.9%
	Estimated Annual Growth 2010 to 2023	0.0%	3.9%	3.6%
	Projected Annual Growth 2023 to 2028	-0.1%	0.7%	0.7%
Ethnic	Hispanic or Latino Population	22%	25%	27%
	Non Hispanic or Latino Population	78%	75%	73%
Race	White	56.4%	48.9%	51.0%
	Black or African American	18.0%	23.8%	20.4%
	Asian & Pacific Islander	4.6%	4.2%	4.3%
	Other Races	20.9%	23.1%	24.3%