

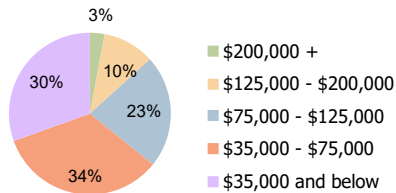
Coconut Creek Plaza Coconut Creek, FL	1.00 Mile Radius	3.00 Mile Radius	5.00 Mile Radius
--	------------------	------------------	------------------

Current Year Demographics

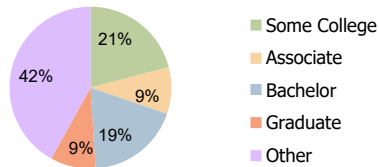
Current Population	15,431	141,617	403,593
Total Daytime Pop	20,336	132,798	394,906
Workplace Pop	6,159	49,969	153,686
Average Household Income	\$100,733	\$74,067	\$76,813
Average Disposable Income	\$58,495	\$60,727	\$63,400
Total Households	7,284	56,683	154,184
Median Home Value	\$235,414	\$313,008	\$340,382
College (4+)	26.9%	27.8%	27.3%
Total Consumer Spending/Capita (Weekly)	\$412	\$414	\$416
Population per Household	2.13	2.01	2.47
% of Households with Children	17.0%	22.7%	26.5%

2028 Demographic Projections

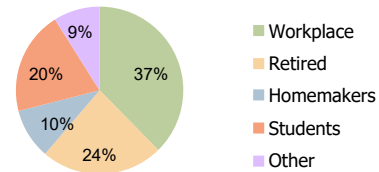
Projected Population	15,637	148,966	407,595
Projected 5 Year Annual Growth Rate (Pop)	0.3%	1.0%	0.2%



Household Income (3.00 Mile Radius)



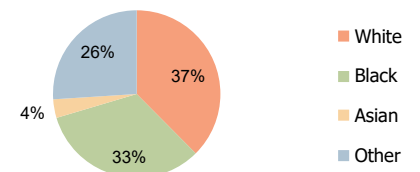
Education (3.00 Mile Radius)



Daytime Population (3.00 Mile Radius)

Hispanic Ethnicity

26% Hispanic | 74% Non Hispanic



Race (3.00 Mile Radius)

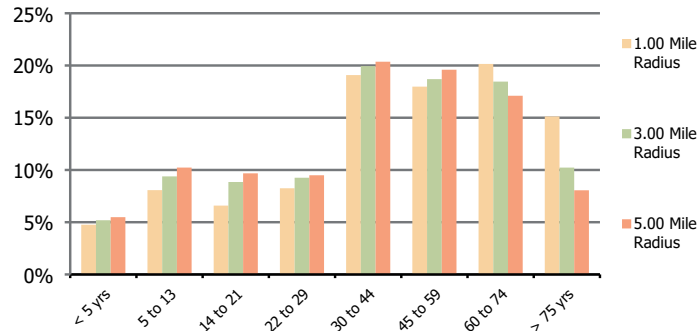
Coconut Creek Plaza
 Coconut Creek, FL

1.00 Mile Radius

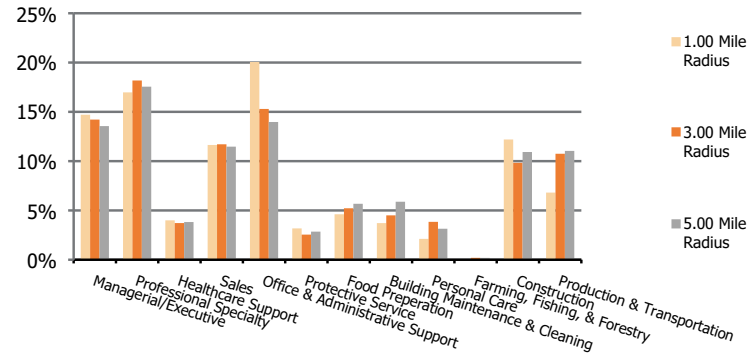
3.00 Mile Radius

5.00 Mile Radius

Population by Age Range



Occupation



Population	Current Estimated Population	15,431	141,617	403,593
	2010 Census Population	15,942	101,897	300,257
	2000 Census Population	15,720	99,438	296,290
	Historical Annual Growth 2000 to 2010	0.1%	0.2%	0.1%
	Estimated Annual Growth 2010 to 2023	-0.2%	2.5%	2.3%
	Projected Annual Growth 2023 to 2028	0.3%	1.0%	0.2%
Ethnic	Hispanic or Latino Population	24%	26%	27%
	Non Hispanic or Latino Population	76%	74%	73%
Race	White	50.6%	37.5%	36.0%
	Black or African American	22.3%	32.8%	33.1%
	Asian & Pacific Islander	2.8%	3.6%	3.3%
	Other Races	24.3%	26.0%	27.5%