

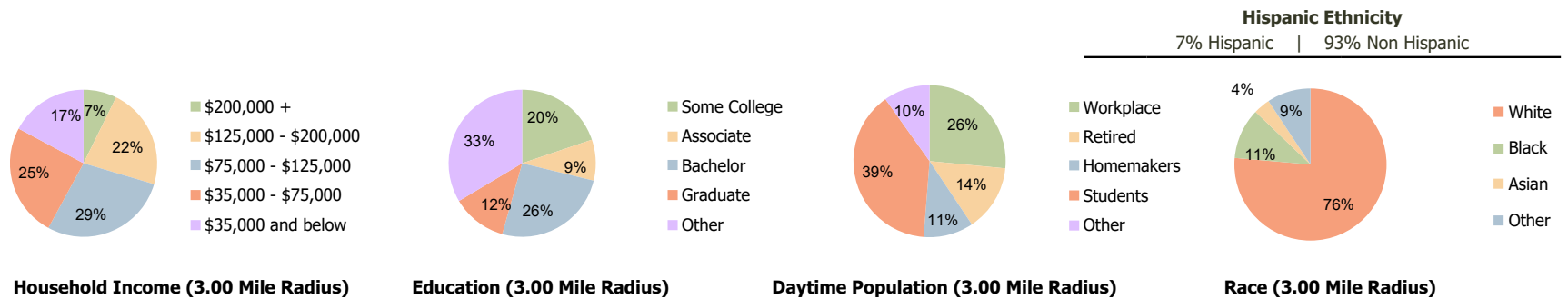
Collegetown Shopping Center Glassboro, NJ	1.00 Mile Radius	3.00 Mile Radius	5.00 Mile Radius
--	------------------	------------------	------------------

### Current Year Demographics

Current Population	13,086	55,702	106,984
Total Daytime Pop	26,663	66,798	120,460
Workplace Pop	4,522	17,712	34,184
Average Household Income	\$102,969	\$102,879	\$112,923
Average Disposable Income	\$83,246	\$82,396	\$88,227
Total Households	3,834	18,961	37,316
Median Home Value	\$287,537	\$318,625	\$341,246
College (4+)	40.1%	37.6%	37.7%
Total Consumer Spending/Capita (Weekly)	\$447	\$449	\$457
Population per Household	2.13	2.01	2.47
% of Households with Children	23.5%	26.2%	28.0%

### 2028 Demographic Projections

Projected Population	13,239	57,099	109,803
Projected 5 Year Annual Growth Rate (Pop)	0.2%	0.5%	0.5%



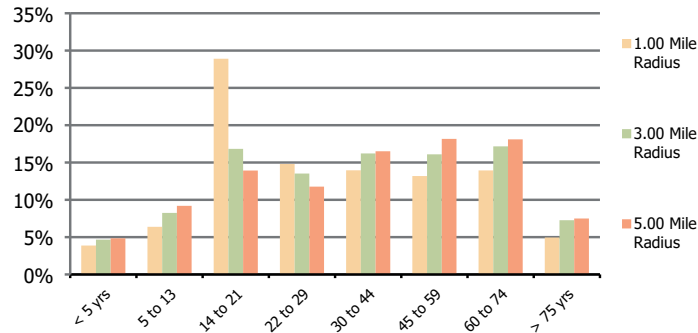


# Demographic Summary Report

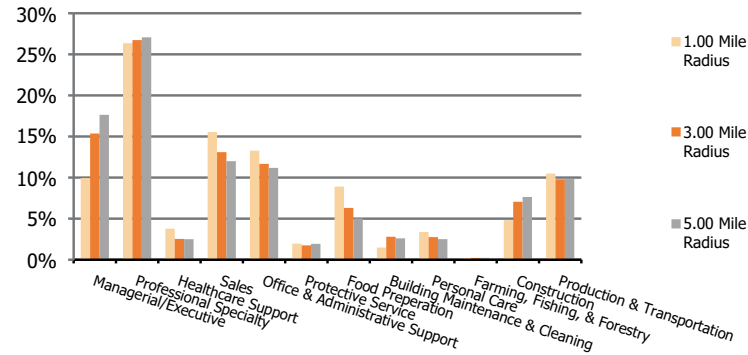
2020 Census, 2023 Estimates & 2028 Projections  
 Calculated using TAS Retrieval

<b>Collegetown Shopping Center</b> Glassboro, NJ	<b>1.00 Mile Radius</b>	<b>3.00 Mile Radius</b>	<b>5.00 Mile Radius</b>
---	-------------------------	-------------------------	-------------------------

**Population by Age Range**



**Occupation**



<b>Population</b>	Current Estimated Population	13,086	55,702	106,984
	2010 Census Population	11,193	46,057	88,270
	2000 Census Population	12,411	47,296	85,926
	Historical Annual Growth 2000 to 2010	-1.0%	-0.3%	0.3%
	Estimated Annual Growth 2010 to 2023	1.2%	1.4%	1.5%
	Projected Annual Growth 2023 to 2028	0.2%	0.5%	0.5%
<b>Ethnic</b>	Hispanic or Latino Population	7%	7%	7%
	Non Hispanic or Latino Population	93%	93%	93%
<b>Race</b>	White	77.0%	76.4%	77.8%
	Black or African American	9.4%	10.8%	9.9%
	Asian & Pacific Islander	4.2%	3.5%	3.4%
	Other Races	9.3%	9.3%	8.9%