

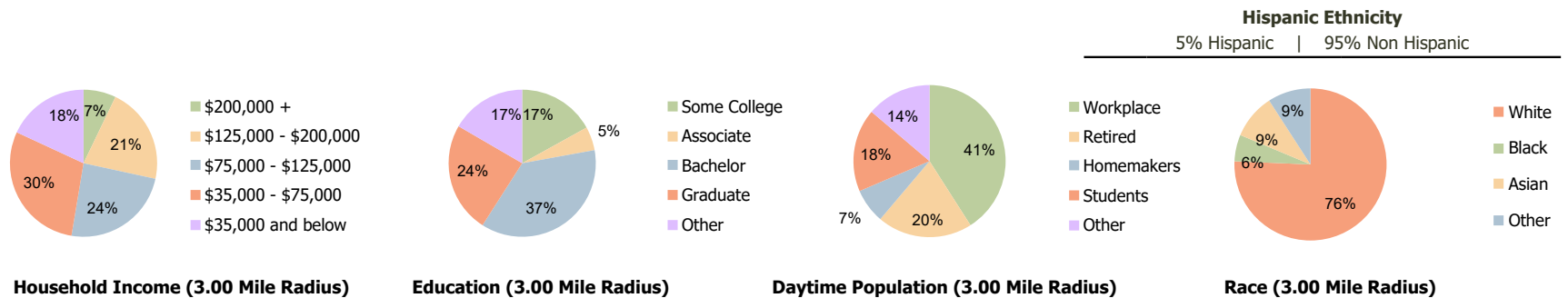
Crown Point Columbus, OH	1.00 Mile Radius	3.00 Mile Radius	5.00 Mile Radius
-----------------------------	------------------	------------------	------------------

Current Year Demographics

Current Population	14,299	100,976	266,891
Total Daytime Pop	11,338	86,559	265,126
Workplace Pop	5,020	35,447	117,994
Average Household Income	\$82,473	\$107,536	\$108,407
Average Disposable Income	\$64,586	\$80,074	\$81,597
Total Households	7,040	45,072	115,792
Median Home Value	\$255,487	\$394,529	\$390,319
College (4+)	53.0%	61.2%	60.6%
Total Consumer Spending/Capita (Weekly)	\$400	\$416	\$418
Population per Household	2.13	2.01	2.47
% of Households with Children	16.5%	25.1%	27.5%

2028 Demographic Projections

Projected Population	14,328	100,330	261,499
Projected 5 Year Annual Growth Rate (Pop)	0.0%	-0.1%	-0.4%



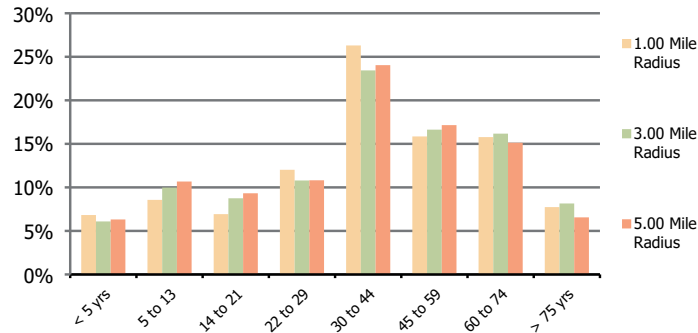


Demographic Summary Report

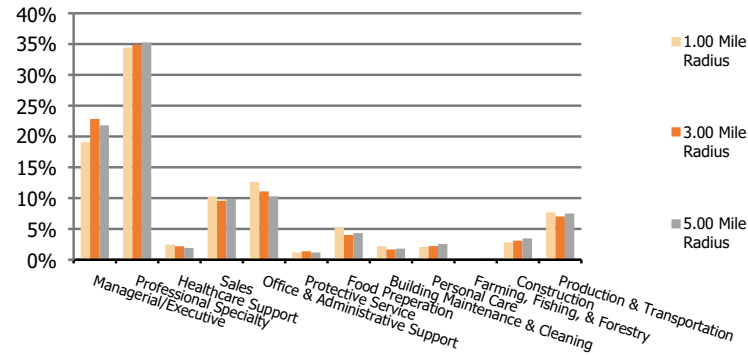
2020 Census, 2023 Estimates & 2028 Projections
 Calculated using TAS Retrieval

Crown Point Columbus, OH	1.00 Mile Radius	3.00 Mile Radius	5.00 Mile Radius
------------------------------------	-------------------------	-------------------------	-------------------------

Population by Age Range



Occupation



Population	Current Estimated Population	14,299	100,976	266,891
	2010 Census Population	13,505	68,187	178,393
	2000 Census Population	13,524	67,490	178,813
	Historical Annual Growth 2000 to 2010	0.0%	0.1%	0.0%
	Estimated Annual Growth 2010 to 2023	0.4%	3.0%	3.1%
	Projected Annual Growth 2023 to 2028	0.0%	-0.1%	-0.4%
Ethnic	Hispanic or Latino Population	6%	5%	5%
	Non Hispanic or Latino Population	94%	95%	95%
Race	White	68.5%	75.7%	75.1%
	Black or African American	7.2%	5.7%	6.6%
	Asian & Pacific Islander	14.5%	9.6%	9.3%
	Other Races	9.8%	9.1%	9.1%