

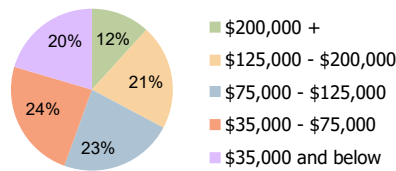
Falcaro's Plaza Lawrence, NY	1.00 Mile Radius	3.00 Mile Radius	5.00 Mile Radius
---------------------------------	------------------	------------------	------------------

### Current Year Demographics

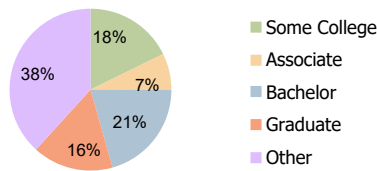
Current Population	23,284	172,941	494,401
Total Daytime Pop	22,284	141,813	409,385
Workplace Pop	9,786	51,798	156,378
Average Household Income	\$141,064	\$121,253	\$116,831
Average Disposable Income	\$94,432	\$84,956	\$86,078
Total Households	7,007	54,139	162,654
Median Home Value	\$764,262	\$743,841	\$673,748
College (4+)	41.7%	36.7%	34.0%
Total Consumer Spending/Capita (Weekly)	\$574	\$569	\$574
Population per Household	2.13	2.01	2.47
% of Households with Children	33.6%	34.0%	29.2%

### 2028 Demographic Projections

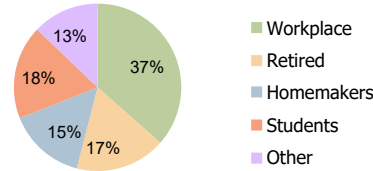
Projected Population	22,783	177,909	503,960
Projected 5 Year Annual Growth Rate (Pop)	-0.4%	0.6%	0.4%



Household Income (3.00 Mile Radius)



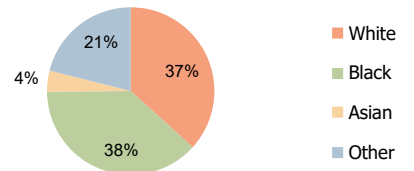
Education (3.00 Mile Radius)



Daytime Population (3.00 Mile Radius)

### Hispanic Ethnicity

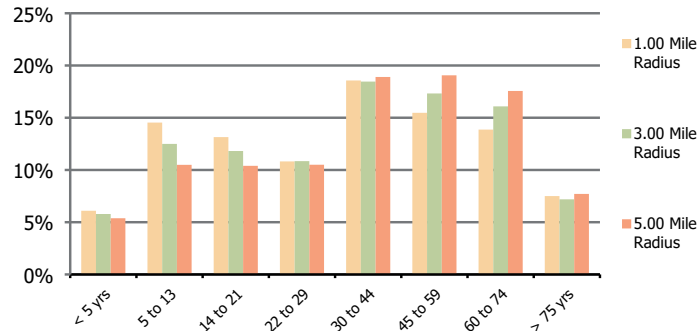
19% Hispanic | 81% Non Hispanic



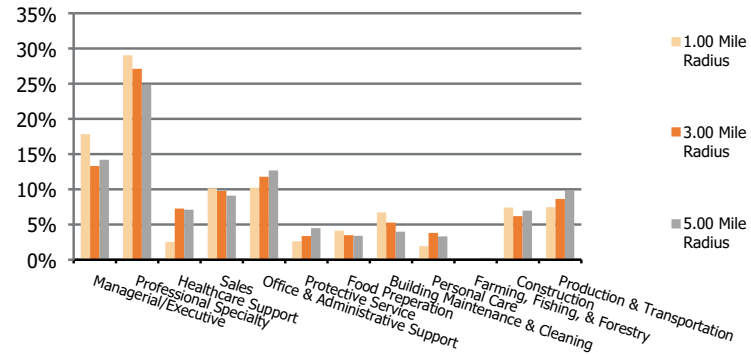
Race (3.00 Mile Radius)

<b>Falcaro's Plaza</b> Lawrence, NY	<b>1.00 Mile Radius</b>	<b>3.00 Mile Radius</b>	<b>5.00 Mile Radius</b>
--	-------------------------	-------------------------	-------------------------

**Population by Age Range**



**Occupation**



	1.00 Mile Radius	3.00 Mile Radius	5.00 Mile Radius	
<b>Population</b>	Current Estimated Population	23,284	172,941	494,401
	2010 Census Population	20,829	123,783	397,892
	2000 Census Population	19,893	119,729	395,841
	Historical Annual Growth 2000 to 2010	0.5%	0.3%	0.1%
	Estimated Annual Growth 2010 to 2023	0.8%	2.6%	1.7%
	Projected Annual Growth 2023 to 2028	-0.4%	0.6%	0.4%
<b>Ethnic</b>	Hispanic or Latino Population	27%	19%	17%
	Non Hispanic or Latino Population	73%	81%	83%
<b>Race</b>	White	62.7%	36.7%	30.5%
	Black or African American	7.6%	38.1%	44.2%
	Asian & Pacific Islander	2.8%	4.1%	5.7%
	Other Races	26.8%	21.1%	19.5%