

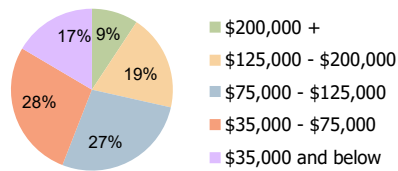
Keith Bridge Commons Cumming, GA	1.00 Mile Radius	3.00 Mile Radius	5.00 Mile Radius
-------------------------------------	------------------	------------------	------------------

Current Year Demographics

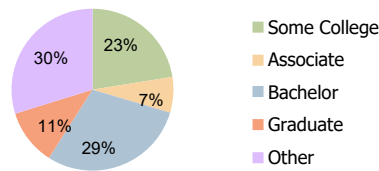
Current Population	3,324	23,347	60,925
Total Daytime Pop	2,751	18,860	49,977
Workplace Pop	710	4,524	13,077
Average Household Income	\$102,321	\$104,303	\$110,075
Average Disposable Income	\$86,195	\$84,188	\$86,937
Total Households	1,076	8,378	21,474
Median Home Value	\$442,119	\$431,734	\$451,605
College (4+)	42.0%	40.6%	40.0%
Total Consumer Spending/Capita (Weekly)	\$401	\$402	\$405
Population per Household	2.13	2.01	2.47
% of Households with Children	45.4%	35.6%	34.8%

2028 Demographic Projections

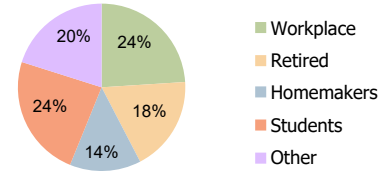
Projected Population	4,076	28,040	73,729
Projected 5 Year Annual Growth Rate (Pop)	4.2%	3.7%	3.9%



Household Income (3.00 Mile Radius)



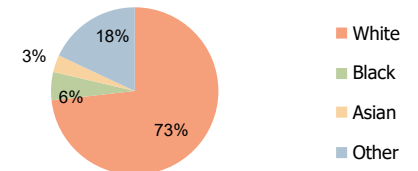
Education (3.00 Mile Radius)



Daytime Population (3.00 Mile Radius)

Hispanic Ethnicity

16% Hispanic | 84% Non Hispanic



Race (3.00 Mile Radius)

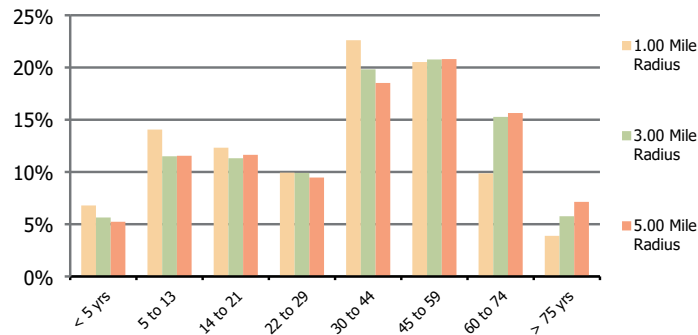
Keith Bridge Commons
Cumming, GA

1.00 Mile Radius

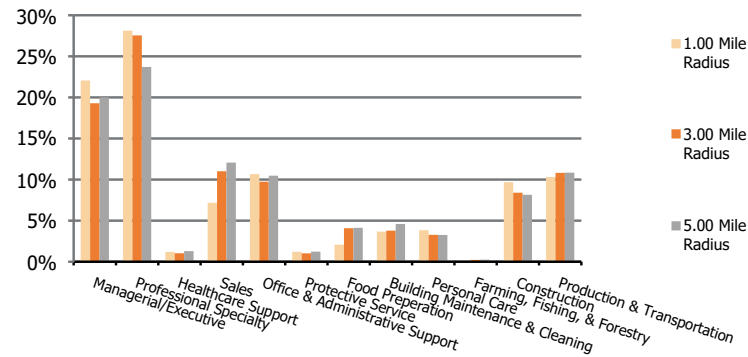
3.00 Mile Radius

5.00 Mile Radius

Population by Age Range



Occupation



Population	Current Estimated Population	3,324	23,347	60,925
	2010 Census Population	1,516	14,344	35,847
	2000 Census Population	463	9,636	23,123
	Historical Annual Growth 2000 to 2010	12.6%	4.1%	4.5%
	Estimated Annual Growth 2010 to 2023	6.1%	3.7%	4.1%
Projected Annual Growth 2023 to 2028	4.2%	3.7%	3.9%	
Ethnic	Hispanic or Latino Population	15%	16%	15%
	Non Hispanic or Latino Population	85%	84%	85%
Race	White	64.0%	73.2%	76.5%
	Black or African American	11.1%	5.4%	4.0%
	Asian & Pacific Islander	6.9%	3.3%	2.8%
	Other Races	18.1%	18.0%	16.6%