

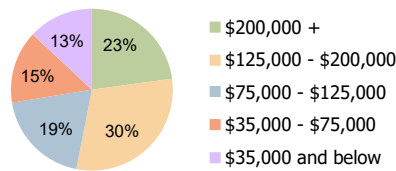
Kings Park Plaza Kings Park, NY	1.00 Mile Radius	3.00 Mile Radius	5.00 Mile Radius
------------------------------------	------------------	------------------	------------------

Current Year Demographics

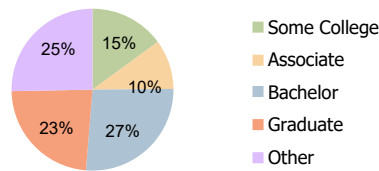
Current Population	10,071	54,602	136,429
Total Daytime Pop	7,048	43,838	137,847
Workplace Pop	1,713	11,479	59,082
Average Household Income	\$128,238	\$163,981	\$163,512
Average Disposable Income	\$94,692	\$113,157	\$112,665
Total Households	3,856	18,560	47,039
Median Home Value	\$629,212	\$715,916	\$706,161
College (4+)	41.1%	49.8%	50.5%
Total Consumer Spending/Capita (Weekly)	\$528	\$548	\$546
Population per Household	2.13	2.01	2.47
% of Households with Children	29.3%	31.3%	30.8%

2028 Demographic Projections

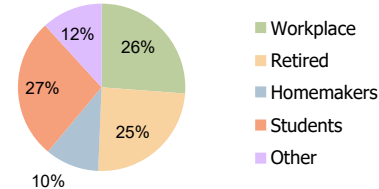
Projected Population	9,829	53,525	133,742
Projected 5 Year Annual Growth Rate (Pop)	-0.5%	-0.4%	-0.4%



Household Income (3.00 Mile Radius)



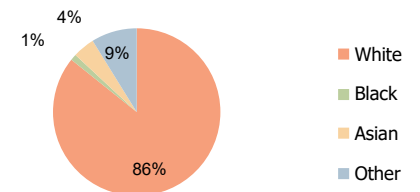
Education (3.00 Mile Radius)



Daytime Population (3.00 Mile Radius)

Hispanic Ethnicity

8% Hispanic | 92% Non Hispanic



Race (3.00 Mile Radius)

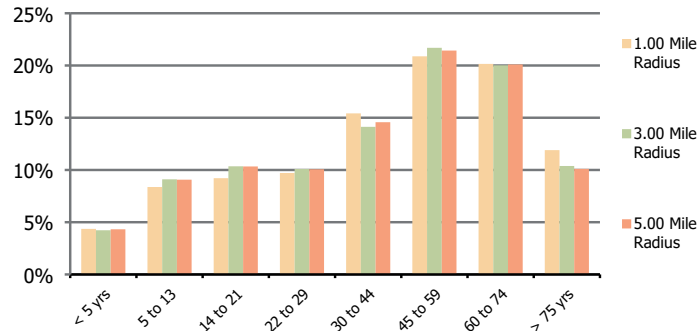
Kings Park Plaza
Kings Park, NY

1.00 Mile Radius

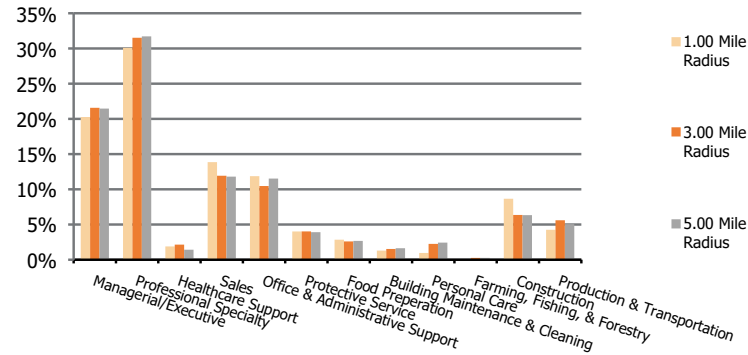
3.00 Mile Radius

5.00 Mile Radius

Population by Age Range



Occupation



Population	Current Estimated Population	10,071	54,602	136,429
	2010 Census Population	10,030	50,012	111,647
	2000 Census Population	9,876	49,608	110,626
	Historical Annual Growth 2000 to 2010	0.2%	0.1%	0.1%
	Estimated Annual Growth 2010 to 2023	0.0%	0.7%	1.5%
	Projected Annual Growth 2023 to 2028	-0.5%	-0.4%	-0.4%
Ethnic	Hispanic or Latino Population	9%	8%	9%
	Non Hispanic or Latino Population	91%	92%	91%
Race	White	85.5%	85.7%	84.7%
	Black or African American	1.4%	1.2%	1.4%
	Asian & Pacific Islander	4.1%	4.3%	4.7%
	Other Races	8.9%	8.8%	9.2%