

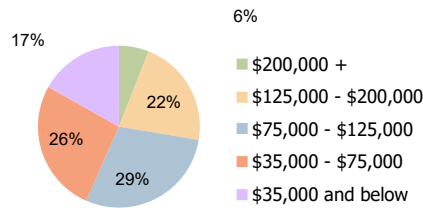
Liberty Corners Liberty, MO	1.00 Mile Radius	3.00 Mile Radius	5.00 Mile Radius
--------------------------------	------------------	------------------	------------------

Current Year Demographics

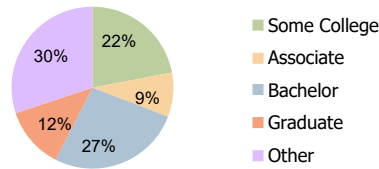
Current Population	9,512	46,112	76,926
Total Daytime Pop	13,858	44,509	67,992
Workplace Pop	5,488	15,933	20,381
Average Household Income	\$81,074	\$103,889	\$103,676
Average Disposable Income	\$68,115	\$81,381	\$80,884
Total Households	3,821	17,251	28,353
Median Home Value	\$253,723	\$321,042	\$302,347
College (4+)	34.9%	39.1%	38.5%
Total Consumer Spending/Capita (Weekly)	\$396	\$408	\$407
Population per Household	2.13	2.01	2.47
% of Households with Children	30.3%	34.7%	35.8%

2028 Demographic Projections

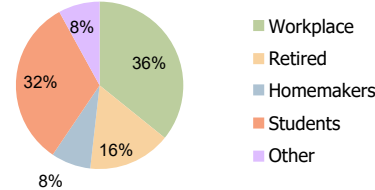
Projected Population	9,637	49,514	84,660
Projected 5 Year Annual Growth Rate (Pop)	0.3%	1.4%	1.9%



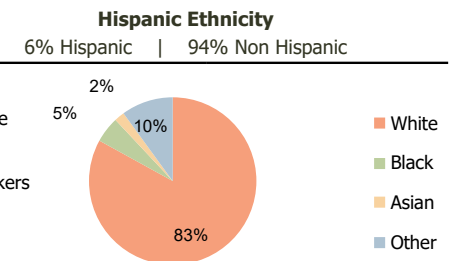
Household Income (3.00 Mile Radius)



Education (3.00 Mile Radius)



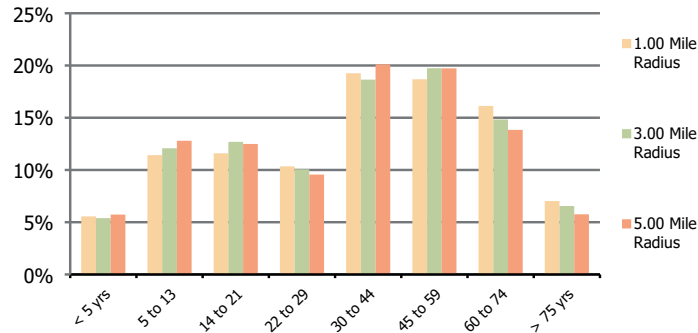
Daytime Population (3.00 Mile Radius)



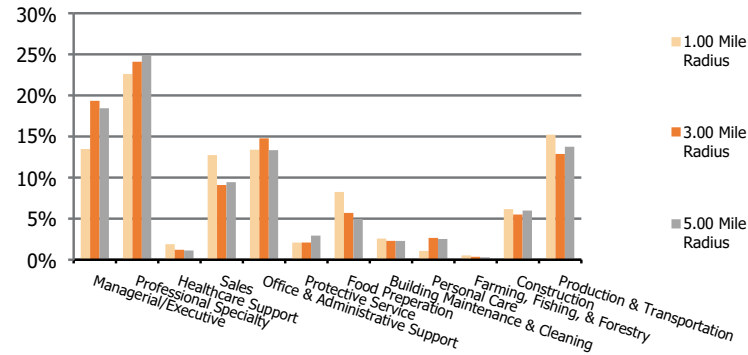
Race (3.00 Mile Radius)

Liberty Corners Liberty, MO	1.00 Mile Radius	3.00 Mile Radius	5.00 Mile Radius
---------------------------------------	-------------------------	-------------------------	-------------------------

Population by Age Range



Occupation



Population	Current Estimated Population	9,512	46,112	76,926
	2010 Census Population	8,473	24,345	37,041
	2000 Census Population	8,972	20,347	29,125
	Historical Annual Growth 2000 to 2010	-0.6%	1.8%	2.4%
	Estimated Annual Growth 2010 to 2023	0.9%	4.9%	5.7%
	Projected Annual Growth 2023 to 2028	0.3%	1.4%	1.9%
Ethnic	Hispanic or Latino Population	6%	6%	7%
	Non Hispanic or Latino Population	94%	94%	93%
Race	White	84.4%	83.0%	81.7%
	Black or African American	4.1%	5.0%	5.3%
	Asian & Pacific Islander	0.9%	2.0%	2.2%
	Other Races	10.6%	10.0%	10.8%