

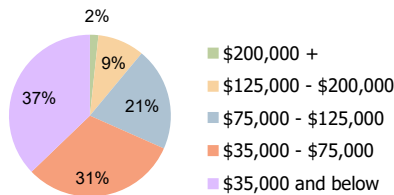
London Marketplace London, KY	1.00 Mile Radius	3.00 Mile Radius	5.00 Mile Radius
----------------------------------	------------------	------------------	------------------

Current Year Demographics

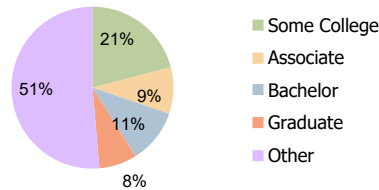
Current Population	3,080	17,346	29,157
Total Daytime Pop	6,748	25,915	37,974
Workplace Pop	3,864	13,078	16,295
Average Household Income	\$59,259	\$66,084	\$66,112
Average Disposable Income	\$49,918	\$52,038	\$52,222
Total Households	1,314	7,063	11,397
Median Home Value	\$197,097	\$198,524	\$181,837
College (4+)	22.2%	18.4%	17.5%
Total Consumer Spending/Capita (Weekly)	\$356	\$353	\$354
Population per Household	2.13	2.01	2.47
% of Households with Children	23.1%	26.4%	29.2%

2028 Demographic Projections

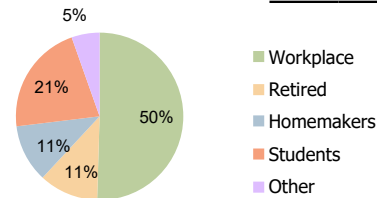
Projected Population	3,288	18,098	30,328
Projected 5 Year Annual Growth Rate (Pop)	1.3%	0.9%	0.8%



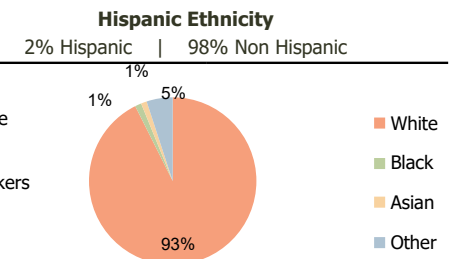
Household Income (3.00 Mile Radius)



Education (3.00 Mile Radius)



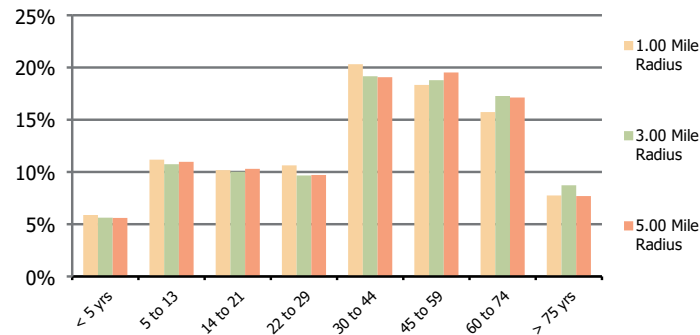
Daytime Population (3.00 Mile Radius)



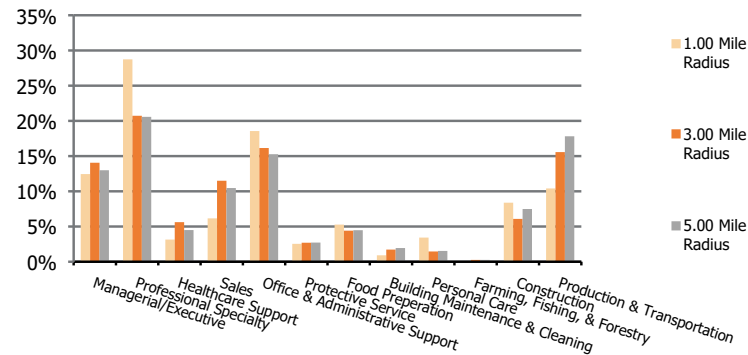
Race (3.00 Mile Radius)

London Marketplace London, KY	1.00 Mile Radius	3.00 Mile Radius	5.00 Mile Radius
---	-------------------------	-------------------------	-------------------------

Population by Age Range



Occupation



	1.00 Mile Radius	3.00 Mile Radius	5.00 Mile Radius	
Population	Current Estimated Population	3,080	17,346	29,157
	2010 Census Population	3,873	15,926	24,502
	2000 Census Population	3,401	14,074	21,471
	Historical Annual Growth 2000 to 2010	1.3%	1.2%	1.3%
	Estimated Annual Growth 2010 to 2023	-1.7%	0.6%	1.3%
	Projected Annual Growth 2023 to 2028	1.3%	0.9%	0.8%
Ethnic	Hispanic or Latino Population	3%	2%	2%
	Non Hispanic or Latino Population	97%	98%	98%
Race	White	91.9%	92.6%	93.2%
	Black or African American	1.6%	1.2%	0.9%
	Asian & Pacific Islander	0.9%	1.1%	0.9%
	Other Races	5.7%	5.0%	4.9%