

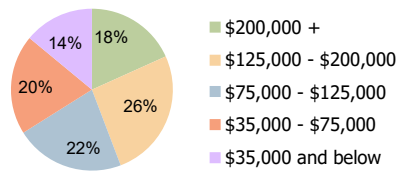
Middletown Plaza Middletown, NJ	1.00 Mile Radius	3.00 Mile Radius	5.00 Mile Radius
------------------------------------	------------------	------------------	------------------

Current Year Demographics

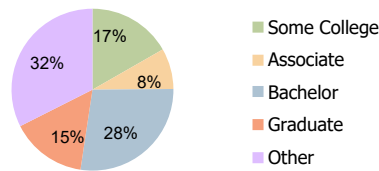
Current Population	6,130	62,013	139,547
Total Daytime Pop	6,309	54,330	143,544
Workplace Pop	2,894	18,237	47,734
Average Household Income	\$134,370	\$143,066	\$141,750
Average Disposable Income	\$102,317	\$102,985	\$100,389
Total Households	2,152	22,416	51,647
Median Home Value	\$665,390	\$584,140	\$572,029
College (4+)	49.1%	42.7%	43.3%
Total Consumer Spending/Capita (Weekly)	\$527	\$535	\$530
Population per Household	2.13	2.01	2.47
% of Households with Children	33.0%	31.4%	28.1%

2028 Demographic Projections

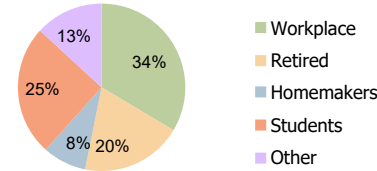
Projected Population	6,068	62,523	142,152
Projected 5 Year Annual Growth Rate (Pop)	-0.2%	0.2%	0.4%



Household Income (3.00 Mile Radius)



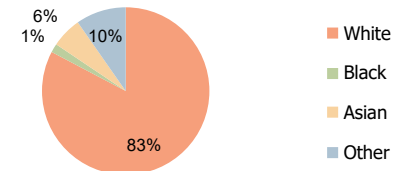
Education (3.00 Mile Radius)



Daytime Population (3.00 Mile Radius)

Hispanic Ethnicity

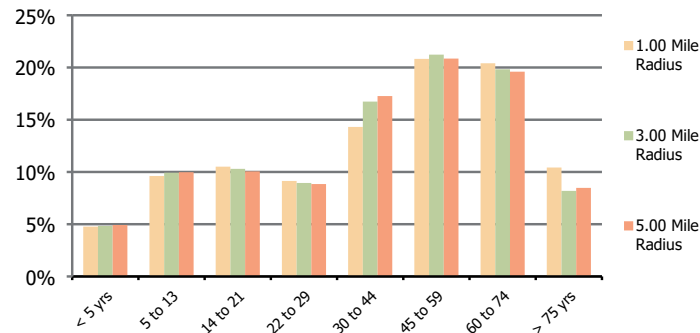
9% Hispanic | 91% Non Hispanic



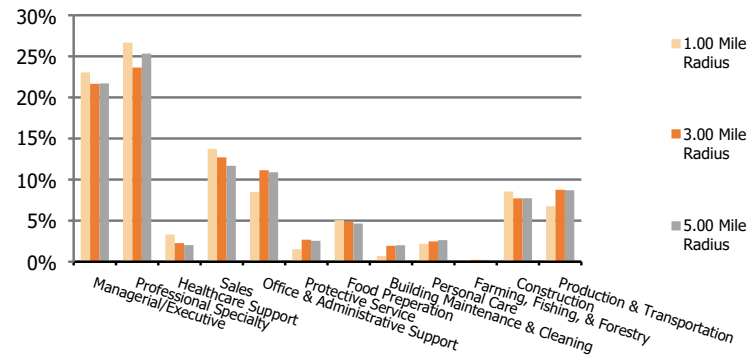
Race (3.00 Mile Radius)

Middletown Plaza Middletown, NJ	1.00 Mile Radius	3.00 Mile Radius	5.00 Mile Radius
---	-------------------------	-------------------------	-------------------------

Population by Age Range



Occupation



Population	Current Estimated Population	6,130	62,013	139,547
	2010 Census Population	5,846	61,934	134,322
	2000 Census Population	6,051	61,525	134,736
	Historical Annual Growth 2000 to 2010	-0.3%	0.1%	0.0%
	Estimated Annual Growth 2010 to 2023	0.4%	0.0%	0.3%
	Projected Annual Growth 2023 to 2028	-0.2%	0.2%	0.4%
Ethnic	Hispanic or Latino Population	7%	9%	12%
	Non Hispanic or Latino Population	93%	91%	88%
Race	White	87.0%	82.7%	79.5%
	Black or African American	1.1%	1.7%	2.8%
	Asian & Pacific Islander	3.7%	5.9%	5.0%
	Other Races	8.2%	9.7%	12.7%