

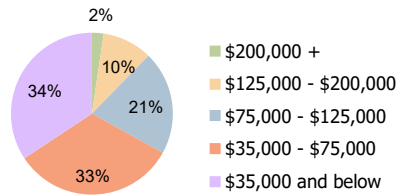
Park Hills Plaza Altoona, PA	1.00 Mile Radius	3.00 Mile Radius	5.00 Mile Radius
---------------------------------	------------------	------------------	------------------

Current Year Demographics

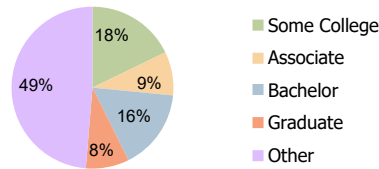
Current Population	5,331	35,007	72,073
Total Daytime Pop	8,075	45,770	82,863
Workplace Pop	5,242	21,327	34,122
Average Household Income	\$67,277	\$68,995	\$67,130
Average Disposable Income	\$55,327	\$54,993	\$53,798
Total Households	2,401	15,131	30,594
Median Home Value	\$179,288	\$160,163	\$152,165
College (4+)	26.0%	24.8%	23.2%
Total Consumer Spending/Capita (Weekly)	\$375	\$371	\$369
Population per Household	2.13	2.01	2.47
% of Households with Children	21.0%	23.1%	23.8%

2028 Demographic Projections

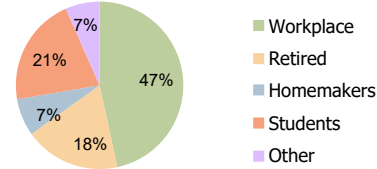
Projected Population	5,369	35,132	72,038
Projected 5 Year Annual Growth Rate (Pop)	0.1%	0.1%	0.0%



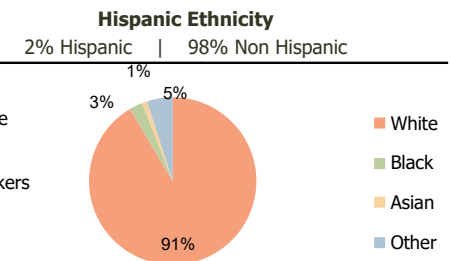
Household Income (3.00 Mile Radius)



Education (3.00 Mile Radius)



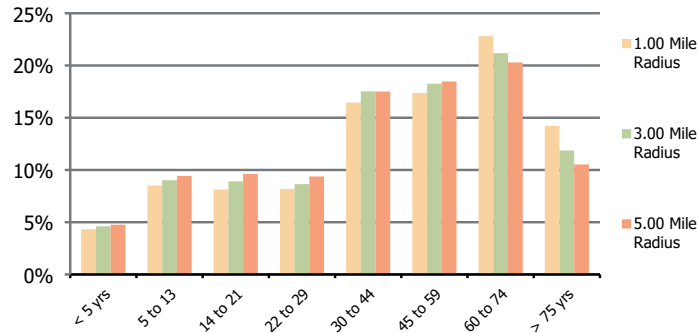
Daytime Population (3.00 Mile Radius)



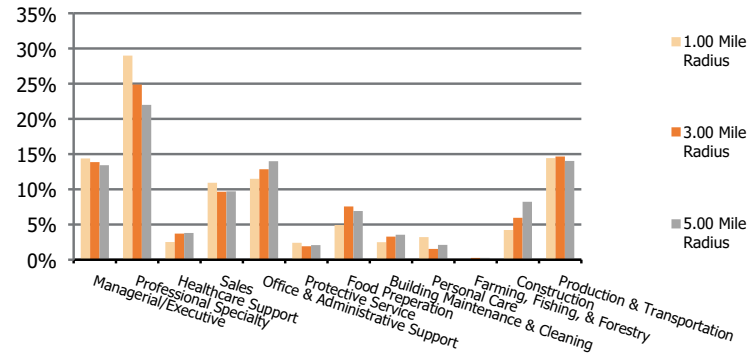
Race (3.00 Mile Radius)

Park Hills Plaza Altoona, PA	1.00 Mile Radius	3.00 Mile Radius	5.00 Mile Radius
--	-------------------------	-------------------------	-------------------------

Population by Age Range



Occupation



	1.00 Mile Radius	3.00 Mile Radius	5.00 Mile Radius
Population			
Current Estimated Population	5,331	35,007	72,073
2010 Census Population	5,527	31,808	61,020
2000 Census Population	5,588	33,184	64,785
Historical Annual Growth 2000 to 2010	-0.1%	-0.4%	-0.6%
Estimated Annual Growth 2010 to 2023	-0.3%	0.7%	1.3%
Projected Annual Growth 2023 to 2028	0.1%	0.1%	0.0%
Ethnic			
Hispanic or Latino Population	1%	2%	2%
Non Hispanic or Latino Population	99%	98%	98%
Race			
White	93.0%	91.5%	90.7%
Black or African American	1.6%	2.6%	3.0%
Asian & Pacific Islander	1.5%	1.0%	1.0%
Other Races	3.9%	5.0%	5.4%