

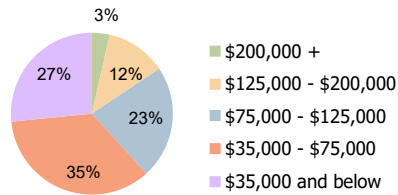
Park Plaza Douglasville, GA	1.00 Mile Radius	3.00 Mile Radius	5.00 Mile Radius
--------------------------------	------------------	------------------	------------------

Current Year Demographics

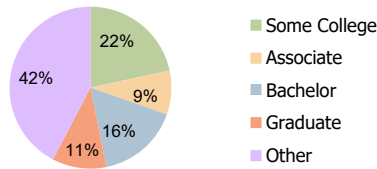
Current Population	6,701	38,318	83,055
Total Daytime Pop	8,318	35,479	67,003
Workplace Pop	3,139	12,461	18,237
Average Household Income	\$68,569	\$74,216	\$79,440
Average Disposable Income	\$58,112	\$62,649	\$65,683
Total Households	2,758	13,796	28,682
Median Home Value	\$235,503	\$246,989	\$255,114
College (4+)	28.9%	27.3%	27.6%
Total Consumer Spending/Capita (Weekly)	\$372	\$379	\$381
Population per Household	2.13	2.01	2.47
% of Households with Children	28.4%	30.2%	30.8%

2028 Demographic Projections

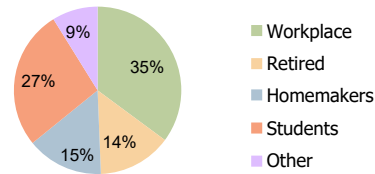
Projected Population	7,064	40,832	88,320
Projected 5 Year Annual Growth Rate (Pop)	1.1%	1.3%	1.2%



Household Income (3.00 Mile Radius)



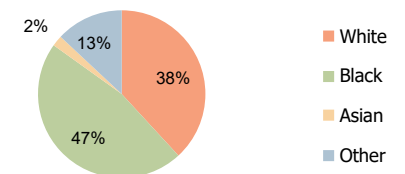
Education (3.00 Mile Radius)



Daytime Population (3.00 Mile Radius)

Hispanic Ethnicity

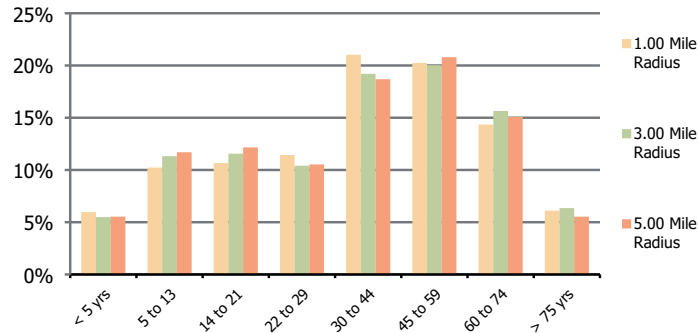
10% Hispanic | 90% Non Hispanic



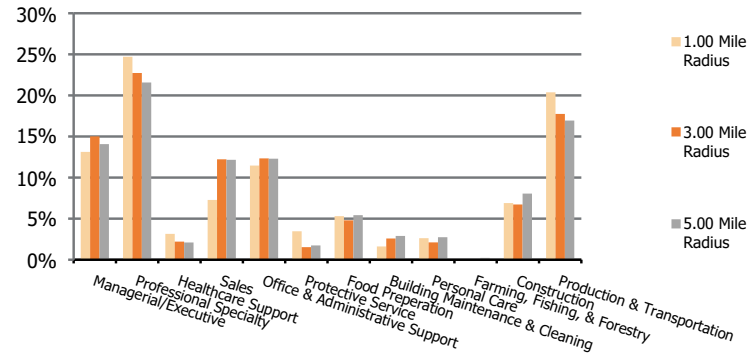
Race (3.00 Mile Radius)

Park Plaza Douglasville, GA	1.00 Mile Radius	3.00 Mile Radius	5.00 Mile Radius
---------------------------------------	-------------------------	-------------------------	-------------------------

Population by Age Range



Occupation



Population	Current Estimated Population	6,701	38,318	83,055
	2010 Census Population	5,371	26,004	36,091
	2000 Census Population	5,018	21,644	29,931
	Historical Annual Growth 2000 to 2010	0.7%	1.9%	1.9%
	Estimated Annual Growth 2010 to 2023	1.7%	3.0%	6.5%
	Projected Annual Growth 2023 to 2028	1.1%	1.3%	1.2%
Ethnic	Hispanic or Latino Population	11%	10%	11%
	Non Hispanic or Latino Population	89%	90%	89%
Race	White	39.2%	38.1%	35.4%
	Black or African American	45.0%	46.7%	49.4%
	Asian & Pacific Islander	2.2%	2.1%	1.7%
	Other Races	13.6%	13.0%	13.5%