

Pilgrim Gardens Drexel Hill, PA	1.00 Mile Radius	3.00 Mile Radius	5.00 Mile Radius
------------------------------------	------------------	------------------	------------------

### Current Year Demographics

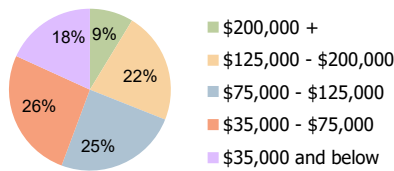
Current Population	19,028	157,850	480,668
Total Daytime Pop	11,080	119,074	414,212
Workplace Pop	3,456	33,728	128,466
Average Household Income	\$112,054	\$107,309	\$99,532
Average Disposable Income	\$86,679	\$83,310	\$74,451
Total Households	7,399	59,416	183,920
Median Home Value	\$368,766	\$342,771	\$283,890
College (4+)	47.5%	44.1%	39.6%
Total Consumer Spending/Capita (Weekly)	\$464	\$455	\$441
Population per Household	2.13	2.01	2.47
% of Households with Children	25.6%	30.3%	28.9%

### 2028 Demographic Projections

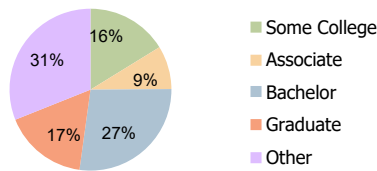
Projected Population	19,074	158,534	484,690
Projected 5 Year Annual Growth Rate (Pop)	0.0%	0.1%	0.2%

### Hispanic Ethnicity

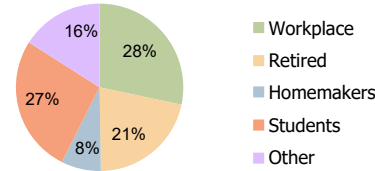
4% Hispanic | 96% Non Hispanic



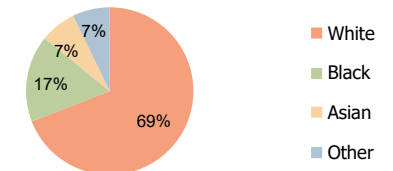
Household Income (3.00 Mile Radius)



Education (3.00 Mile Radius)



Daytime Population (3.00 Mile Radius)



Race (3.00 Mile Radius)

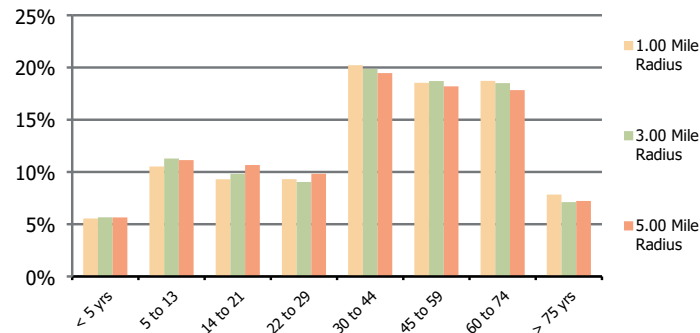
**Pilgrim Gardens**  
Drexel Hill, PA

**1.00 Mile Radius**

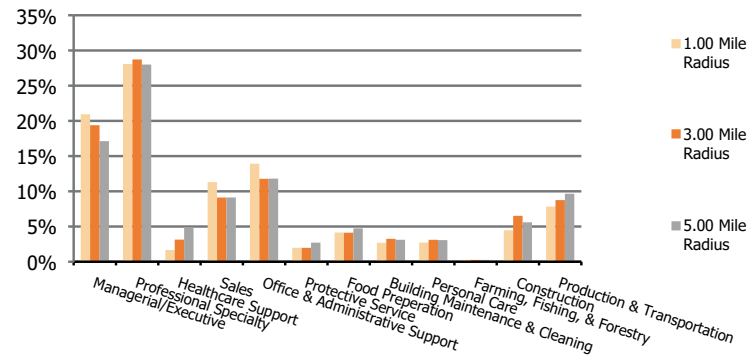
**3.00 Mile Radius**

**5.00 Mile Radius**

**Population by Age Range**



**Occupation**



<b>Population</b>	Current Estimated Population	19,028	157,850	480,668
	2010 Census Population	16,894	130,428	411,915
	2000 Census Population	17,252	130,888	417,798
	Historical Annual Growth 2000 to 2010	-0.2%	0.0%	-0.1%
	Estimated Annual Growth 2010 to 2023	0.9%	1.5%	1.2%
	Projected Annual Growth 2023 to 2028	0.0%	0.1%	0.2%
<b>Ethnic</b>	Hispanic or Latino Population	4%	4%	4%
	Non Hispanic or Latino Population	96%	96%	96%
<b>Race</b>	White	77.3%	69.1%	50.6%
	Black or African American	10.6%	16.8%	35.8%
	Asian & Pacific Islander	5.8%	7.0%	6.3%
	Other Races	6.3%	7.2%	7.3%