

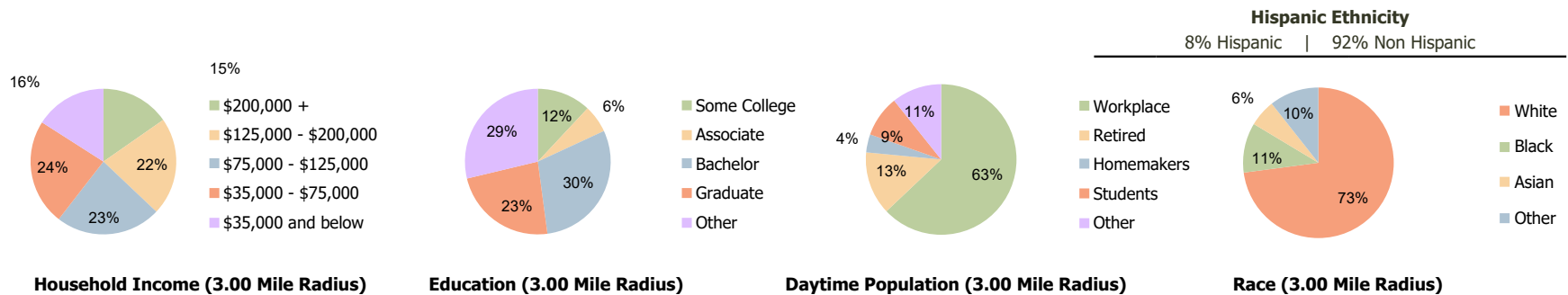
Plymouth Square Shopping Center Conshohocken, PA	1.00 Mile Radius	3.00 Mile Radius	5.00 Mile Radius
---	------------------	------------------	------------------

Current Year Demographics

Current Population	8,784	67,923	188,357
Total Daytime Pop	9,696	84,225	222,919
Workplace Pop	6,467	53,006	110,270
Average Household Income	\$116,277	\$126,750	\$131,605
Average Disposable Income	\$91,368	\$94,575	\$90,697
Total Households	3,618	28,282	75,152
Median Home Value	\$485,922	\$460,543	\$440,385
College (4+)	52.7%	53.2%	51.6%
Total Consumer Spending/Capita (Weekly)	\$461	\$456	\$451
Population per Household	2.13	2.01	2.47
% of Households with Children	23.0%	23.4%	25.4%

2028 Demographic Projections

Projected Population	8,288	67,717	195,108
Projected 5 Year Annual Growth Rate (Pop)	-1.2%	-0.1%	0.7%



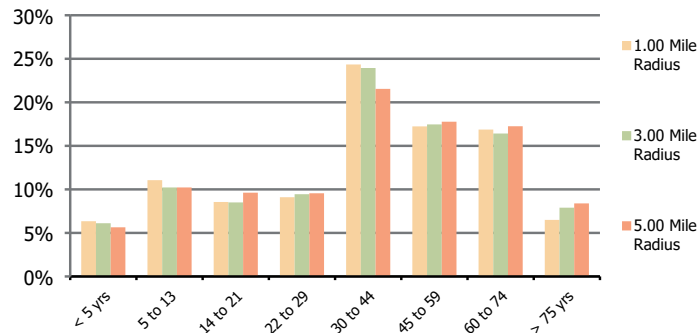
Plymouth Square Shopping Cente
Conshohocken, PA

1.00 Mile Radius

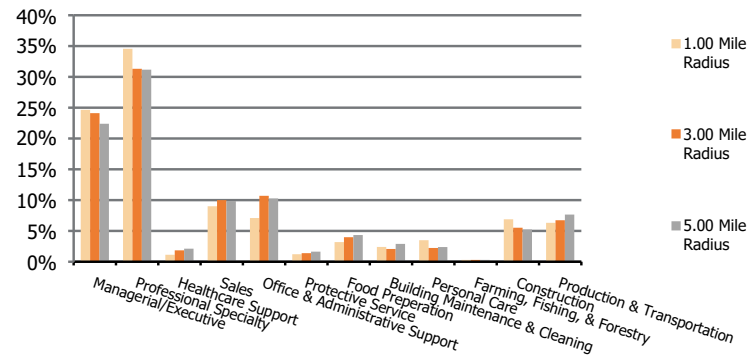
3.00 Mile Radius

5.00 Mile Radius

Population by Age Range



Occupation



Population	Current Estimated Population	8,784	67,923	188,357
	2010 Census Population	5,868	49,769	153,051
	2000 Census Population	5,777	48,684	149,020
	Historical Annual Growth 2000 to 2010	0.2%	0.2%	0.3%
	Estimated Annual Growth 2010 to 2023	3.1%	2.4%	1.6%
	Projected Annual Growth 2023 to 2028	-1.2%	-0.1%	0.7%
Ethnic	Hispanic or Latino Population	4%	8%	11%
	Non Hispanic or Latino Population	96%	92%	89%
Race	White	79.5%	72.9%	67.1%
	Black or African American	6.3%	10.7%	12.9%
	Asian & Pacific Islander	6.9%	5.8%	6.5%
	Other Races	7.2%	10.6%	13.6%