

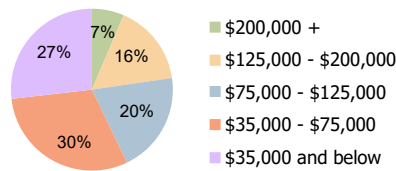
Roanoke Plaza Riverhead, NY	1.00 Mile Radius	3.00 Mile Radius	5.00 Mile Radius
--------------------------------	------------------	------------------	------------------

Current Year Demographics

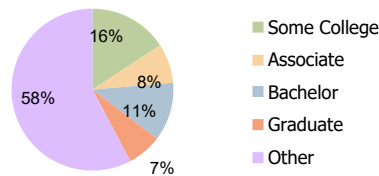
Current Population	5,991	24,700	35,345
Total Daytime Pop	9,065	32,937	40,157
Workplace Pop	3,914	15,036	17,297
Average Household Income	\$78,196	\$84,018	\$90,137
Average Disposable Income	\$65,661	\$68,568	\$72,648
Total Households	2,276	8,936	12,825
Median Home Value	\$492,715	\$432,781	\$461,964
College (4+)	15.7%	18.6%	20.9%
Total Consumer Spending/Capita (Weekly)	\$490	\$491	\$497
Population per Household	2.13	2.01	2.47
% of Households with Children	12.8%	18.9%	19.4%

2028 Demographic Projections

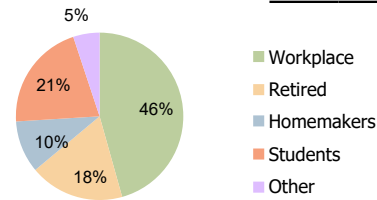
Projected Population	6,018	25,067	35,763
Projected 5 Year Annual Growth Rate (Pop)	0.1%	0.3%	0.2%



Household Income (3.00 Mile Radius)



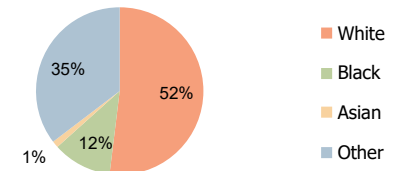
Education (3.00 Mile Radius)



Daytime Population (3.00 Mile Radius)

Hispanic Ethnicity

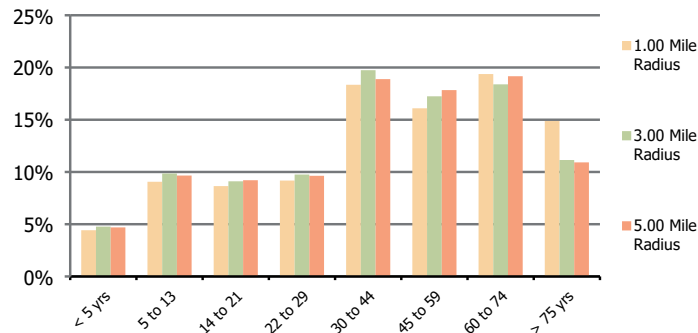
37% Hispanic | 63% Non Hispanic



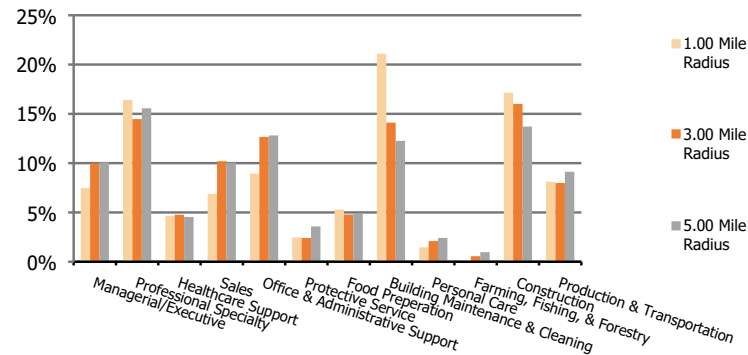
Race (3.00 Mile Radius)

Roanoke Plaza Riverhead, NY	1.00 Mile Radius	3.00 Mile Radius	5.00 Mile Radius
---------------------------------------	-------------------------	-------------------------	-------------------------

Population by Age Range



Occupation



Population	Current Estimated Population	5,991	24,700	35,345
	2010 Census Population	2,726	6,300	8,230
	2000 Census Population	2,359	5,204	6,780
	Historical Annual Growth 2000 to 2010	1.5%	1.9%	2.0%
	Estimated Annual Growth 2010 to 2023	6.1%	10.9%	11.6%
	Projected Annual Growth 2023 to 2028	0.1%	0.3%	0.2%
Ethnic	Hispanic or Latino Population	38%	37%	34%
	Non Hispanic or Latino Population	62%	63%	66%
Race	White	52.6%	51.9%	56.3%
	Black or African American	9.6%	11.4%	9.8%
	Asian & Pacific Islander	1.7%	1.3%	1.2%
	Other Races	36.1%	35.3%	32.7%