

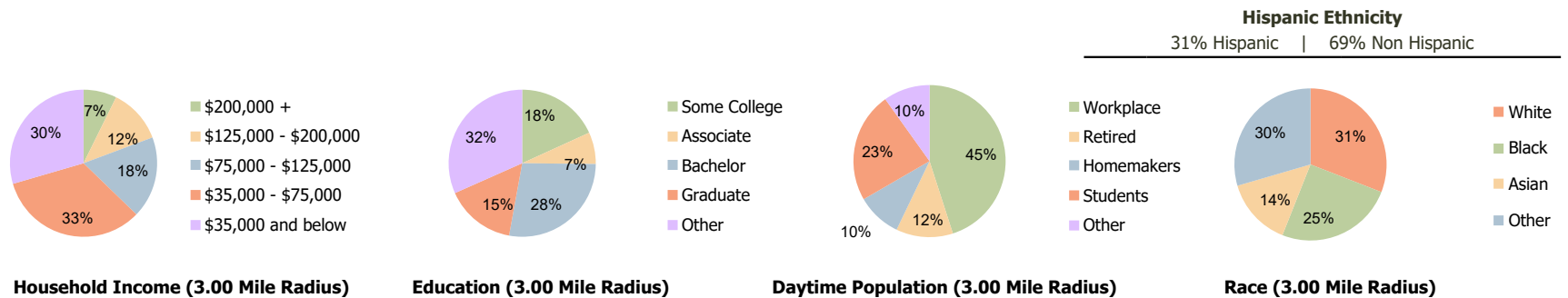
Royal Oaks Village Houston, TX	1.00 Mile Radius	3.00 Mile Radius	5.00 Mile Radius
-----------------------------------	------------------	------------------	------------------

Current Year Demographics

Current Population	28,704	199,544	484,148
Total Daytime Pop	24,602	203,063	490,591
Workplace Pop	12,699	91,443	211,349
Average Household Income	\$85,808	\$88,477	\$86,538
Average Disposable Income	\$69,148	\$68,267	\$66,112
Total Households	13,114	82,059	187,864
Median Home Value	\$417,135	\$332,060	\$281,229
College (4+)	48.6%	43.2%	38.1%
Total Consumer Spending/Capita (Weekly)	\$385	\$382	\$380
Population per Household	2.13	2.01	2.47
% of Households with Children	25.1%	29.3%	30.5%

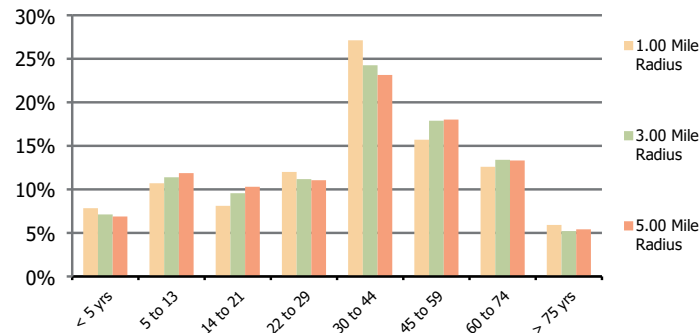
2028 Demographic Projections

Projected Population	27,012	189,576	455,387
Projected 5 Year Annual Growth Rate (Pop)	-1.2%	-1.0%	-1.2%

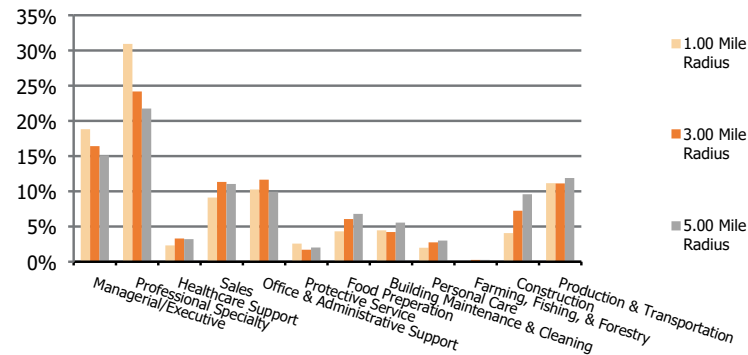


Royal Oaks Village Houston, TX	1.00 Mile Radius	3.00 Mile Radius	5.00 Mile Radius
--	-------------------------	-------------------------	-------------------------

Population by Age Range



Occupation



Population	Current Estimated Population	28,704	199,544	484,148
	2010 Census Population	1,584	58,157	175,373
	2000 Census Population	1,367	56,880	169,142
	Historical Annual Growth 2000 to 2010	1.5%	0.2%	0.4%
	Estimated Annual Growth 2010 to 2023	24.4%	9.8%	8.0%
	Projected Annual Growth 2023 to 2028	-1.2%	-1.0%	-1.2%
Ethnic	Hispanic or Latino Population	23%	31%	38%
	Non Hispanic or Latino Population	77%	69%	62%
Race	White	31.2%	30.9%	28.4%
	Black or African American	36.4%	25.1%	22.1%
	Asian & Pacific Islander	9.9%	14.5%	15.2%
	Other Races	22.5%	29.5%	34.3%