

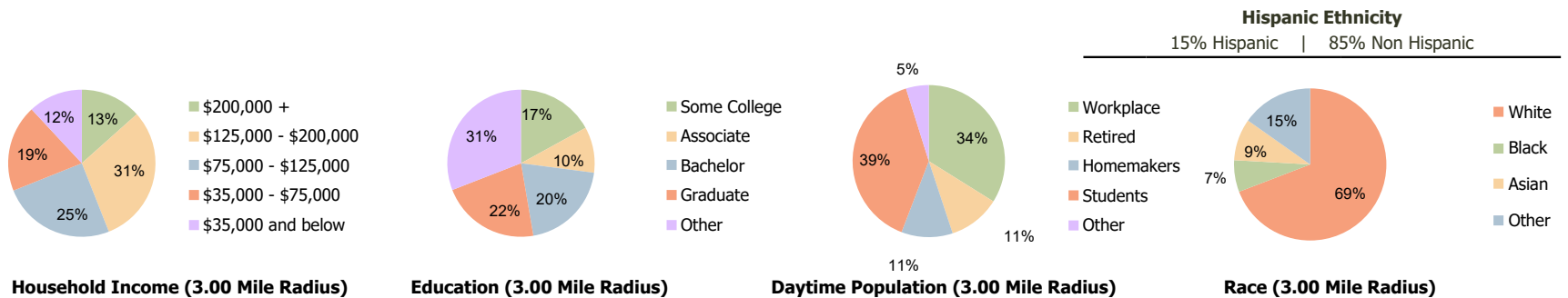
Suffolk Plaza East Setauket, NY	1.00 Mile Radius	3.00 Mile Radius	5.00 Mile Radius
------------------------------------	------------------	------------------	------------------

Current Year Demographics

Current Population	10,347	92,995	207,500
Total Daytime Pop	9,644	132,866	247,479
Workplace Pop	3,724	45,033	69,770
Average Household Income	\$118,348	\$133,057	\$136,545
Average Disposable Income	\$89,307	\$98,864	\$99,562
Total Households	3,951	28,597	69,126
Median Home Value	\$486,841	\$537,581	\$543,204
College (4+)	43.3%	42.0%	42.4%
Total Consumer Spending/Capita (Weekly)	\$523	\$527	\$528
Population per Household	2.13	2.01	2.47
% of Households with Children	25.0%	28.2%	29.7%

2028 Demographic Projections

Projected Population	10,524	94,553	208,650
Projected 5 Year Annual Growth Rate (Pop)	0.3%	0.3%	0.1%



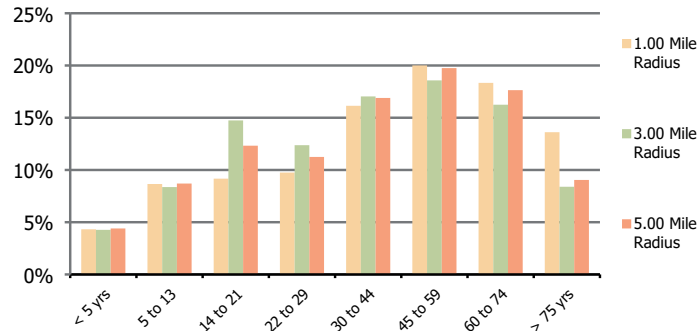
Suffolk Plaza
East Setauket, NY

1.00 Mile Radius

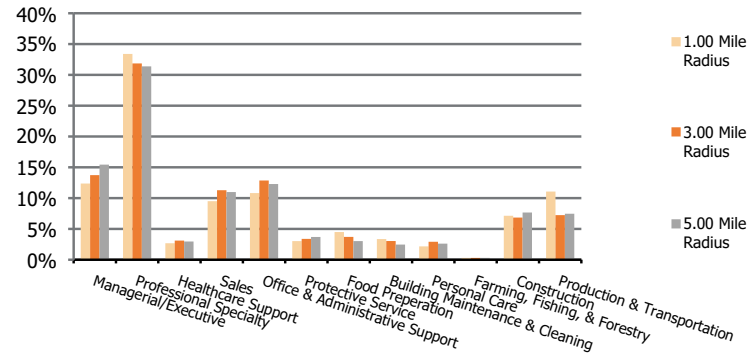
3.00 Mile Radius

5.00 Mile Radius

Population by Age Range



Occupation



Population	Current Estimated Population	10,347	92,995	207,500
	2010 Census Population	5,914	44,570	117,207
	2000 Census Population	5,112	42,518	110,428
	Historical Annual Growth 2000 to 2010	1.5%	0.5%	0.6%
	Estimated Annual Growth 2010 to 2023	4.3%	5.7%	4.4%
	Projected Annual Growth 2023 to 2028	0.3%	0.3%	0.1%
Ethnic	Hispanic or Latino Population	13%	15%	14%
	Non Hispanic or Latino Population	87%	85%	86%
Race	White	78.2%	69.2%	72.5%
	Black or African American	2.3%	6.7%	5.9%
	Asian & Pacific Islander	6.5%	8.9%	7.6%
	Other Races	13.0%	15.2%	14.1%