

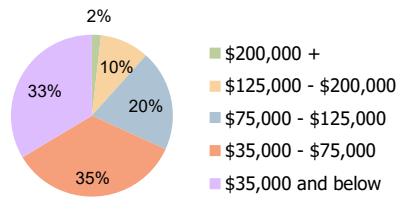
Sunrise Town Center Sunrise, FL	1.00 Mile Radius	3.00 Mile Radius	5.00 Mile Radius
------------------------------------	------------------	------------------	------------------

### Current Year Demographics

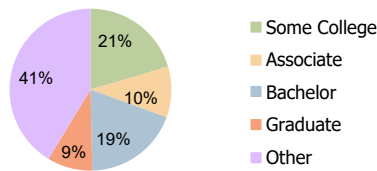
Current Population	23,841	208,413	447,735
Total Daytime Pop	19,069	151,398	360,649
Workplace Pop	6,197	44,260	121,707
Average Household Income	\$58,326	\$69,335	\$74,587
Average Disposable Income	\$50,035	\$56,853	\$61,289
Total Households	10,079	82,635	172,010
Median Home Value	\$216,605	\$293,274	\$329,514
College (4+)	24.2%	28.2%	28.6%
Total Consumer Spending/Capita (Weekly)	\$406	\$412	\$415
Population per Household	2.13	2.01	2.47
% of Households with Children	20.9%	24.9%	26.5%

### 2028 Demographic Projections

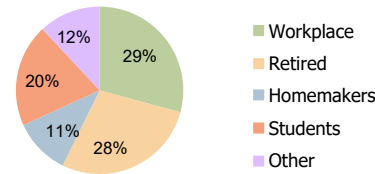
Projected Population	24,447	208,842	450,902
Projected 5 Year Annual Growth Rate (Pop)	0.5%	0.0%	0.1%



Household Income (3.00 Mile Radius)



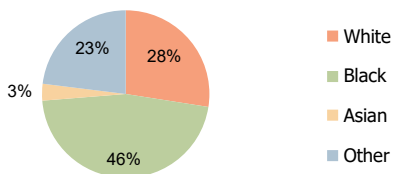
Education (3.00 Mile Radius)



Daytime Population (3.00 Mile Radius)

### Hispanic Ethnicity

25% Hispanic | 75% Non Hispanic



Race (3.00 Mile Radius)

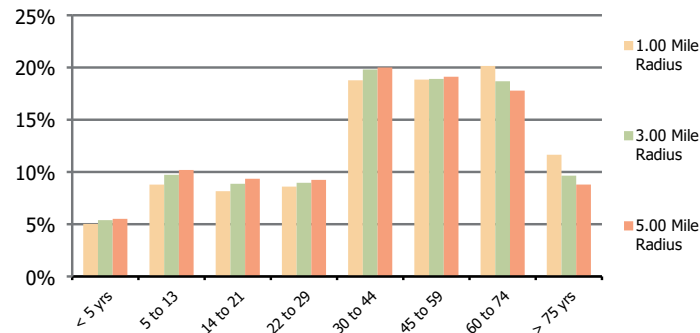


# Demographic Summary Report

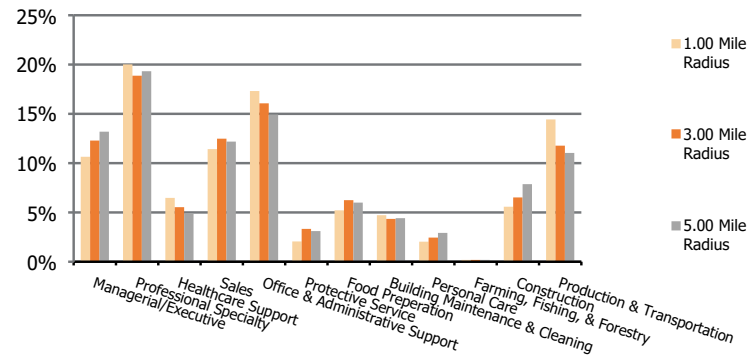
2020 Census, 2023 Estimates & 2028 Projections  
 Calculated using TAS Retrieval

<b>Sunrise Town Center</b> Sunrise, FL	<b>1.00 Mile Radius</b>	<b>3.00 Mile Radius</b>	<b>5.00 Mile Radius</b>
---	-------------------------	-------------------------	-------------------------

**Population by Age Range**



**Occupation**



<b>Population</b>	Current Estimated Population	23,841	208,413	447,735
	2010 Census Population	18,985	168,738	339,641
	2000 Census Population	18,125	166,559	333,273
	Historical Annual Growth 2000 to 2010	0.5%	0.1%	0.2%
	Estimated Annual Growth 2010 to 2023	1.7%	1.6%	2.1%
	Projected Annual Growth 2023 to 2028	0.5%	0.0%	0.1%
<b>Ethnic</b>	Hispanic or Latino Population	33%	25%	24%
	Non Hispanic or Latino Population	67%	75%	76%
<b>Race</b>	White	25.6%	27.5%	28.9%
	Black or African American	41.0%	46.3%	45.2%
	Asian & Pacific Islander	3.3%	3.2%	3.3%
	Other Races	30.1%	23.0%	22.6%