

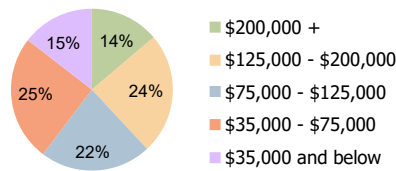
The Quentin Collection Kildeer, IL	1.00 Mile Radius	3.00 Mile Radius	5.00 Mile Radius
---------------------------------------	------------------	------------------	------------------

Current Year Demographics

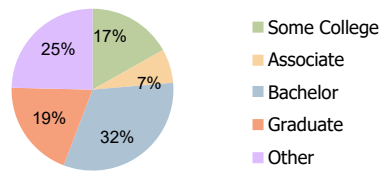
Current Population	5,034	58,636	171,854
Total Daytime Pop	2,705	41,486	150,121
Workplace Pop	1,401	14,776	52,372
Average Household Income	\$189,802	\$132,196	\$142,788
Average Disposable Income	\$125,146	\$94,998	\$99,735
Total Households	1,705	21,735	65,095
Median Home Value	\$608,849	\$457,653	\$462,293
College (4+)	62.8%	51.7%	58.1%
Total Consumer Spending/Capita (Weekly)	\$476	\$456	\$463
Population per Household	2.13	2.01	2.47
% of Households with Children	37.7%	33.6%	32.4%

2028 Demographic Projections

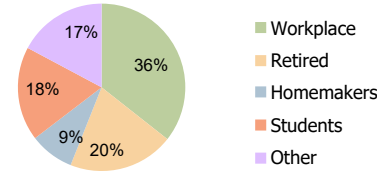
Projected Population	5,292	58,428	170,610
Projected 5 Year Annual Growth Rate (Pop)	1.0%	-0.1%	-0.1%



Household Income (3.00 Mile Radius)



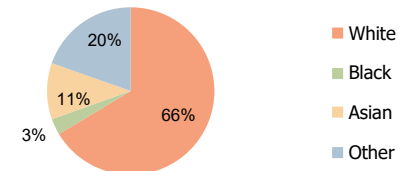
Education (3.00 Mile Radius)



Daytime Population (3.00 Mile Radius)

Hispanic Ethnicity

19% Hispanic | 81% Non Hispanic



Race (3.00 Mile Radius)

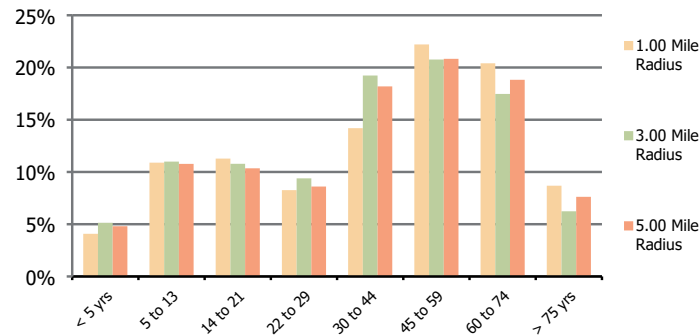
The Quentin Collection
Kildeer, IL

1.00 Mile Radius

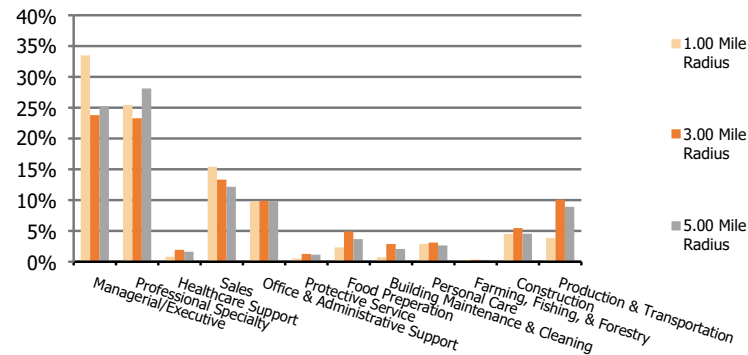
3.00 Mile Radius

5.00 Mile Radius

Population by Age Range



Occupation



Population	Current Estimated Population	5,034	58,636	171,854
	2010 Census Population	4,477	46,903	150,243
	2000 Census Population	4,280	46,588	149,012
	Historical Annual Growth 2000 to 2010	0.5%	0.1%	0.1%
	Estimated Annual Growth 2010 to 2023	0.9%	1.7%	1.0%
	Projected Annual Growth 2023 to 2028	1.0%	-0.1%	-0.1%
Ethnic	Hispanic or Latino Population	5%	19%	13%
	Non Hispanic or Latino Population	95%	81%	87%
Race	White	81.5%	66.4%	70.2%
	Black or African American	0.8%	3.1%	2.1%
	Asian & Pacific Islander	9.9%	10.9%	13.5%
	Other Races	7.8%	19.6%	14.3%