



Demographic Summary Report

2020 Census, 2023 Estimates & 2028 Projections
 Calculated using TAS Retrieval

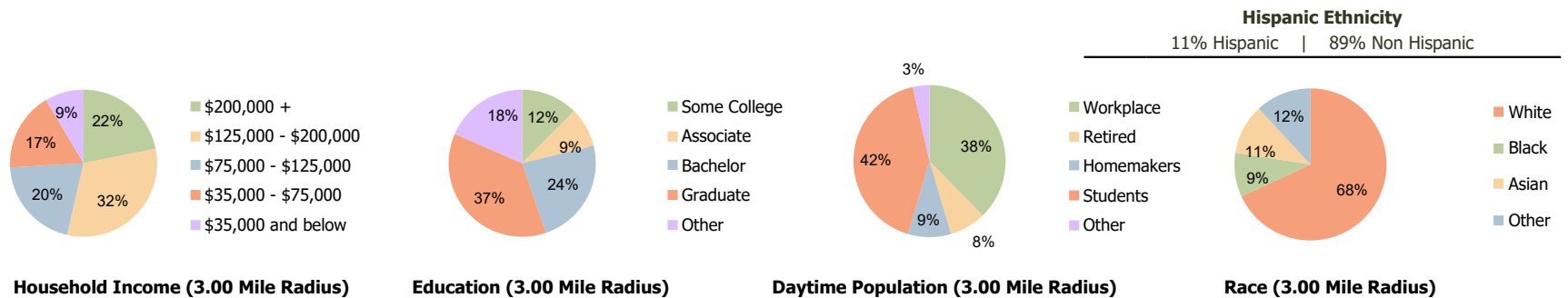
Three Village Shopping Center East Setauket, NY	1.00 Mile Radius	3.00 Mile Radius	5.00 Mile Radius
--	------------------	------------------	------------------

Current Year Demographics

Current Population	5,773	47,273	114,136
Total Daytime Pop	7,142	97,156	151,672
Workplace Pop	2,708	36,624	51,977
Average Household Income	\$219,758	\$180,172	\$152,163
Average Disposable Income	\$135,906	\$114,417	\$105,520
Total Households	1,925	13,525	36,435
Median Home Value	\$738,628	\$679,280	\$605,946
College (4+)	75.2%	60.4%	49.0%
Total Consumer Spending/Capita (Weekly)	\$570	\$545	\$536
Population per Household	2.13	2.01	2.47
% of Households with Children	39.9%	29.3%	28.1%

2028 Demographic Projections

Projected Population	5,928	48,015	116,124
Projected 5 Year Annual Growth Rate (Pop)	0.5%	0.3%	0.3%



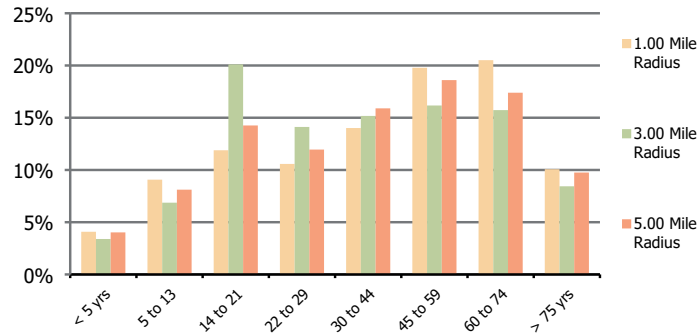
Three Village Shopping Center
East Setauket, NY

1.00 Mile Radius

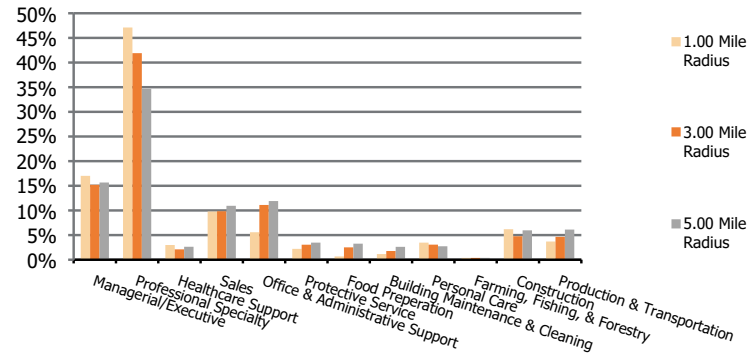
3.00 Mile Radius

5.00 Mile Radius

Population by Age Range



Occupation



Population	Current Estimated Population	5,773	47,273	114,136
	2010 Census Population	1,491	18,846	57,180
	2000 Census Population	1,954	19,174	54,427
	Historical Annual Growth 2000 to 2010	-2.7%	-0.2%	0.5%
	Estimated Annual Growth 2010 to 2023	10.8%	7.2%	5.4%
	Projected Annual Growth 2023 to 2028	0.5%	0.3%	0.3%
Ethnic	Hispanic or Latino Population	7%	11%	13%
	Non Hispanic or Latino Population	93%	89%	87%
Race	White	80.5%	68.1%	72.7%
	Black or African American	2.3%	9.4%	5.6%
	Asian & Pacific Islander	8.4%	10.6%	8.6%
	Other Races	8.8%	11.9%	13.1%