



# Demographic Summary Report

2020 Census, 2023 Estimates & 2028 Projections  
 Calculated using TAS Retrieval

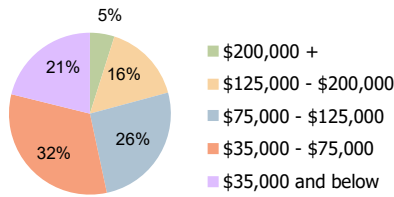
Tri-City Plaza Somersworth, NH	1.00 Mile Radius	3.00 Mile Radius	5.00 Mile Radius
-----------------------------------	------------------	------------------	------------------

## Current Year Demographics

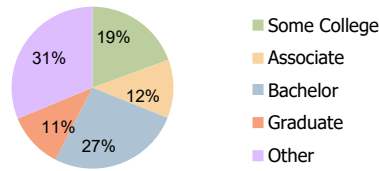
Current Population	4,199	35,079	60,734
Total Daytime Pop	5,319	33,771	53,597
Workplace Pop	2,987	17,575	23,583
Average Household Income	\$106,646	\$90,781	\$91,923
Average Disposable Income	\$85,991	\$72,266	\$74,548
Total Households	1,775	15,211	26,109
Median Home Value	\$364,986	\$367,724	\$379,759
College (4+)	45.6%	37.6%	38.4%
Total Consumer Spending/Capita (Weekly)	\$444	\$427	\$430
Population per Household	2.13	2.01	2.47
% of Households with Children	32.6%	25.1%	24.7%

## 2028 Demographic Projections

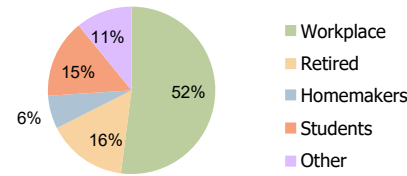
Projected Population	4,590	35,957	61,548
Projected 5 Year Annual Growth Rate (Pop)	1.8%	0.5%	0.3%



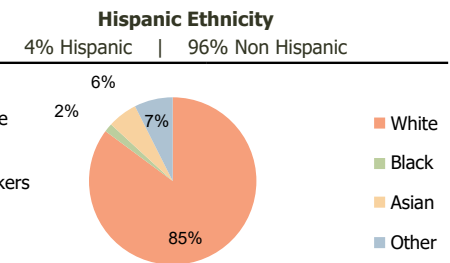
Household Income (3.00 Mile Radius)



Education (3.00 Mile Radius)



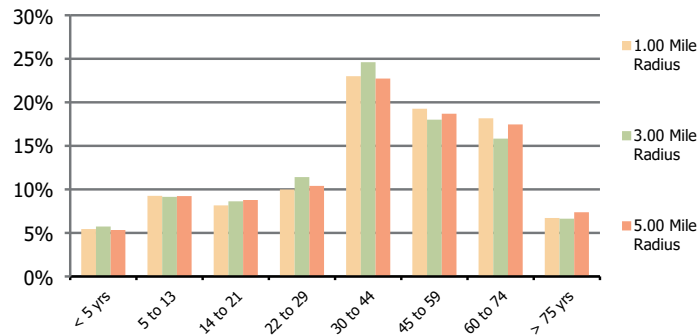
Daytime Population (3.00 Mile Radius)



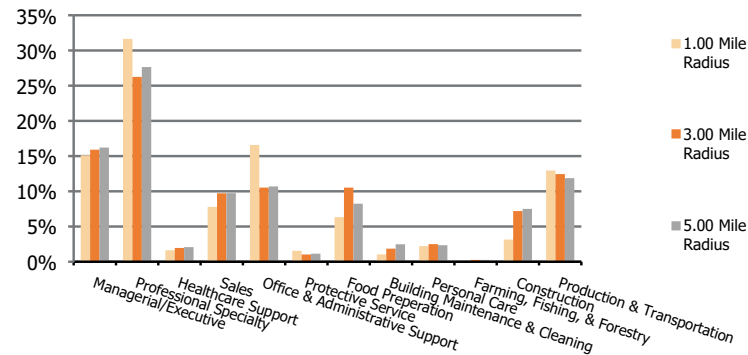
Race (3.00 Mile Radius)

<b>Tri-City Plaza</b> Somersworth, NH	<b>1.00 Mile Radius</b>	<b>3.00 Mile Radius</b>	<b>5.00 Mile Radius</b>
--	-------------------------	-------------------------	-------------------------

**Population by Age Range**



**Occupation**



<b>Population</b>	Current Estimated Population	4,199	35,079	60,734
	2010 Census Population	4,048	31,102	38,809
	2000 Census Population	3,871	28,977	36,263
	Historical Annual Growth 2000 to 2010	0.4%	0.7%	0.7%
	Estimated Annual Growth 2010 to 2023	0.3%	0.9%	3.4%
	Projected Annual Growth 2023 to 2028	1.8%	0.5%	0.3%
<b>Ethnic</b>	Hispanic or Latino Population	3%	4%	3%
	Non Hispanic or Latino Population	97%	96%	97%
<b>Race</b>	White	78.1%	85.2%	86.6%
	Black or African American	1.3%	1.7%	1.4%
	Asian & Pacific Islander	14.7%	5.8%	4.9%
	Other Races	6.0%	7.4%	7.1%