

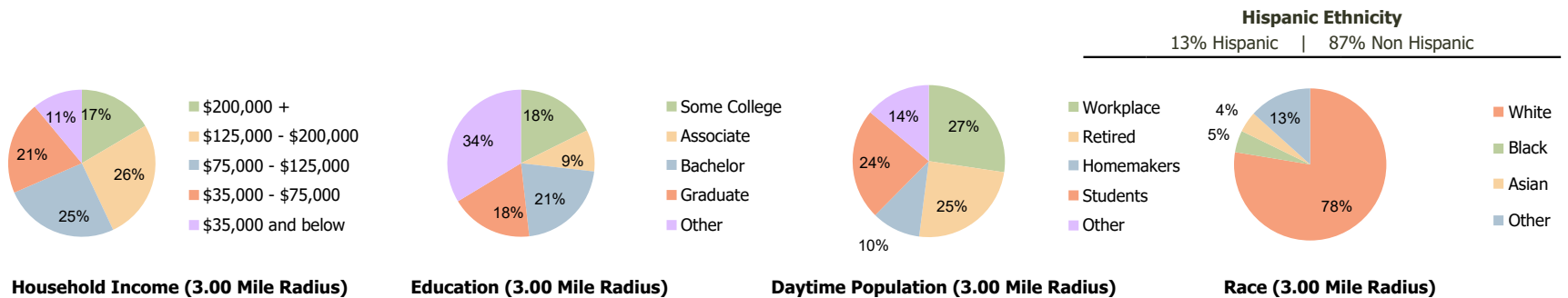
Unity Plaza Hopewell Junction, NY	1.00 Mile Radius	3.00 Mile Radius	5.00 Mile Radius
--------------------------------------	------------------	------------------	------------------

### Current Year Demographics

Current Population	3,606	22,600	55,289
Total Daytime Pop	2,093	15,888	39,294
Workplace Pop	919	4,345	9,762
Average Household Income	\$148,322	\$140,465	\$132,209
Average Disposable Income	\$107,610	\$101,233	\$96,414
Total Households	1,264	7,898	19,326
Median Home Value	\$523,434	\$482,221	\$476,247
College (4+)	37.2%	39.6%	38.7%
Total Consumer Spending/Capita (Weekly)	\$521	\$513	\$510
Population per Household	2.13	2.01	2.47
% of Households with Children	31.9%	29.0%	28.4%

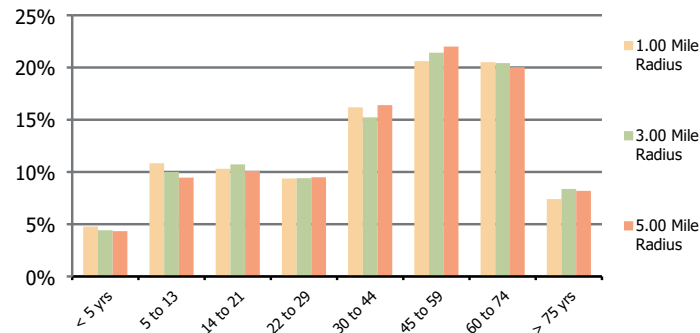
### 2028 Demographic Projections

Projected Population	3,614	22,238	54,084
Projected 5 Year Annual Growth Rate (Pop)	0.0%	-0.3%	-0.4%

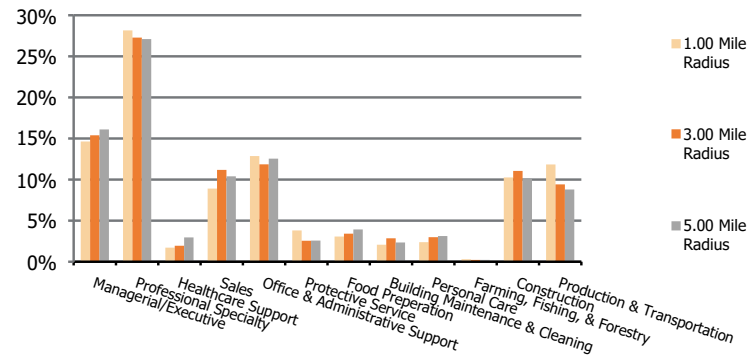


<b>Unity Plaza</b> Hopewell Junction, NY	<b>1.00 Mile Radius</b>	<b>3.00 Mile Radius</b>	<b>5.00 Mile Radius</b>
---	-------------------------	-------------------------	-------------------------

**Population by Age Range**



**Occupation**



<b>Population</b>	Current Estimated Population	3,606	22,600	55,289
	2010 Census Population	3,694	23,321	53,739
	2000 Census Population	3,267	20,882	47,275
	Historical Annual Growth 2000 to 2010	1.2%	1.1%	1.3%
	Estimated Annual Growth 2010 to 2023	-0.2%	-0.2%	0.2%
	Projected Annual Growth 2023 to 2028	0.0%	-0.3%	-0.4%
<b>Ethnic</b>	Hispanic or Latino Population	14%	13%	14%
	Non Hispanic or Latino Population	86%	87%	86%
<b>Race</b>	White	76.0%	77.6%	74.3%
	Black or African American	4.9%	4.6%	7.0%
	Asian & Pacific Islander	5.1%	4.4%	4.7%
	Other Races	14.1%	13.3%	14.0%