

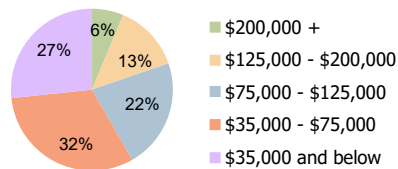
| Venice Plaza<br>Venice, FL | 1.00 Mile Radius | 3.00 Mile Radius | 5.00 Mile Radius |
|----------------------------|------------------|------------------|------------------|
|----------------------------|------------------|------------------|------------------|

### Current Year Demographics

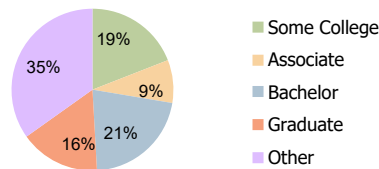
|   |           |           |           |
|---|-----------|-----------|-----------|
| Current Population                      | 8,574     | 42,013    | 80,476    |
| Total Daytime Pop                       | 14,110    | 51,555    | 86,647    |
| Workplace Pop                           | 6,792     | 18,231    | 27,025    |
| Average Household Income                | \$82,215  | \$102,407 | \$100,429 |
| Average Disposable Income               | \$61,380  | \$70,780  | \$73,643  |
| Total Households                        | 4,596     | 22,322    | 40,848    |
| Median Home Value                       | \$291,426 | \$396,996 | \$431,189 |
| College (4+)                            | 32.9%     | 37.5%     | 37.4%     |
| Total Consumer Spending/Capita (Weekly) | \$397     | \$407     | \$409     |
| Population per Household                | 2.13      | 2.01      | 2.47      |
| % of Households with Children           | 7.7%      | 7.1%      | 9.2%      |

### 2028 Demographic Projections

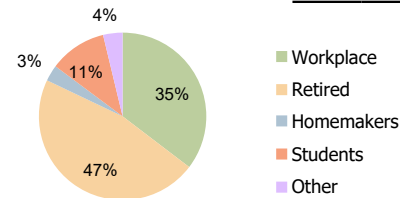
|   |       |        |        |
|---|-------|--------|--------|
| Projected Population                      | 7,403 | 42,823 | 88,010 |
| Projected 5 Year Annual Growth Rate (Pop) | -2.9% | 0.4%   | 1.8%   |



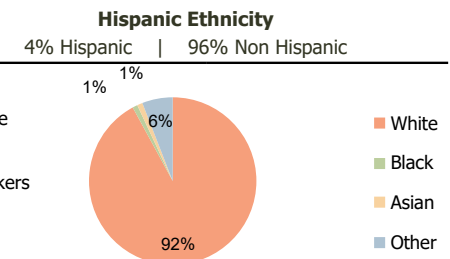
Household Income (3.00 Mile Radius)



Education (3.00 Mile Radius)



Daytime Population (3.00 Mile Radius)



Race (3.00 Mile Radius)

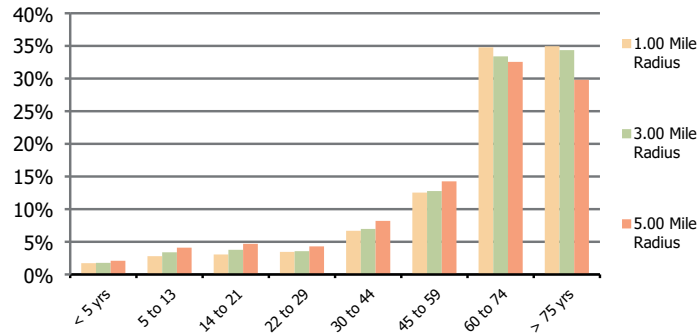


# Demographic Summary Report

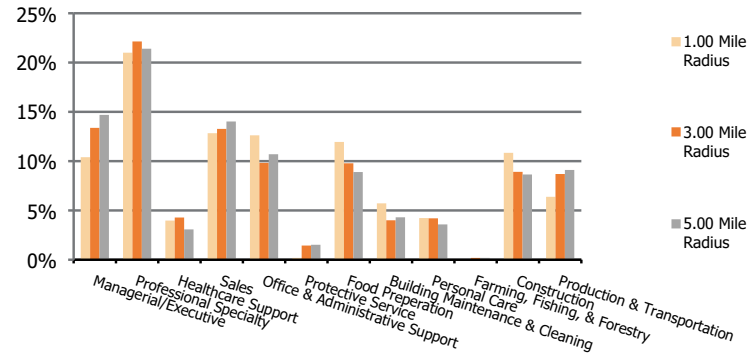
2020 Census, 2023 Estimates & 2028 Projections  
 Calculated using TAS Retrieval

|                                   |                         |                         |                         |
|-----------------------------------|-------------------------|-------------------------|-------------------------|
| <b>Venice Plaza</b><br>Venice, FL | <b>1.00 Mile Radius</b> | <b>3.00 Mile Radius</b> | <b>5.00 Mile Radius</b> |
|-----------------------------------|-------------------------|-------------------------|-------------------------|

**Population by Age Range**



**Occupation**



|                   |                                       |       |        |        |
|-------------------|---------------------------------------|-------|--------|--------|
| <b>Population</b> | Current Estimated Population          | 8,574 | 42,013 | 80,476 |
|                   | 2010 Census Population                | 6,129 | 21,497 | 46,297 |
|                   | 2000 Census Population                | 6,370 | 22,362 | 44,862 |
|                   | Historical Annual Growth 2000 to 2010 | -0.4% | -0.4%  | 0.3%   |
|                   | Estimated Annual Growth 2010 to 2023  | 2.6%  | 5.2%   | 4.3%   |
|                   | Projected Annual Growth 2023 to 2028  | -2.9% | 0.4%   | 1.8%   |
| <b>Ethnic</b>     | Hispanic or Latino Population         | 4%    | 4%     | 4%     |
|                   | Non Hispanic or Latino Population     | 96%   | 96%    | 96%    |
| <b>Race</b>       | White                                 | 92.1% | 92.1%  | 91.7%  |
|                   | Black or African American             | 0.8%  | 1.0%   | 0.9%   |
|                   | Asian & Pacific Islander              | 1.0%  | 1.1%   | 1.3%   |
|                   | Other Races                           | 6.2%  | 5.9%   | 6.2%   |