

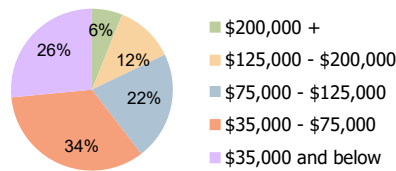
Venice Shopping Center Venice, FL	1.00 Mile Radius	3.00 Mile Radius	5.00 Mile Radius
--------------------------------------	------------------	------------------	------------------

Current Year Demographics

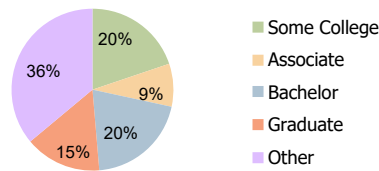
Current Population	7,984	42,052	80,661
Total Daytime Pop	15,916	49,421	88,761
Workplace Pop	7,994	17,559	26,824
Average Household Income	\$88,853	\$97,071	\$98,287
Average Disposable Income	\$68,763	\$68,712	\$72,287
Total Households	4,382	21,946	40,911
Median Home Value	\$458,109	\$383,248	\$415,300
College (4+)	39.2%	35.5%	36.3%
Total Consumer Spending/Capita (Weekly)	\$402	\$404	\$408
Population per Household	2.13	2.01	2.47
% of Households with Children	6.0%	8.3%	9.7%

2028 Demographic Projections

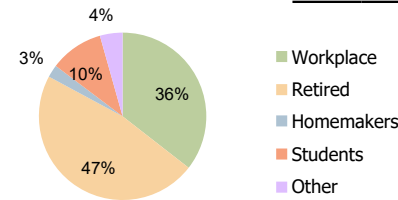
Projected Population	6,719	43,014	88,111
Projected 5 Year Annual Growth Rate (Pop)	-3.4%	0.5%	1.8%



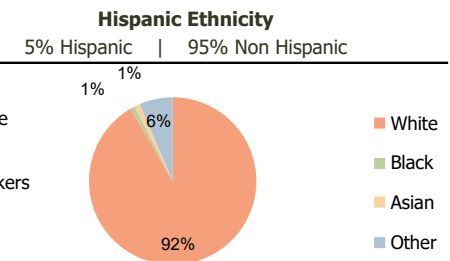
Household Income (3.00 Mile Radius)



Education (3.00 Mile Radius)



Daytime Population (3.00 Mile Radius)



Race (3.00 Mile Radius)

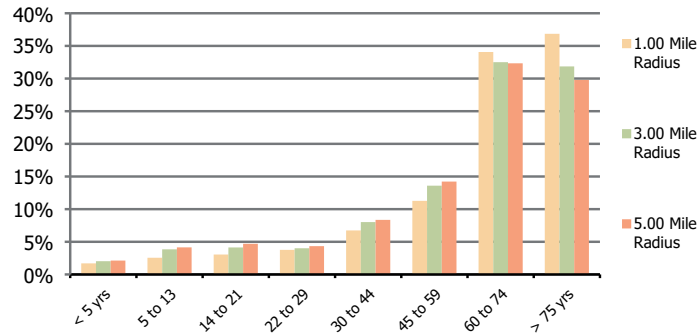


Demographic Summary Report

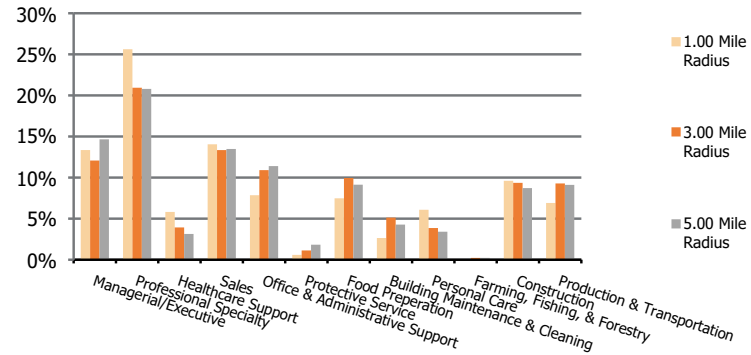
2020 Census, 2023 Estimates & 2028 Projections
 Calculated using TAS Retrieval

Venice Shopping Center Venice, FL	1.00 Mile Radius	3.00 Mile Radius	5.00 Mile Radius
---	-------------------------	-------------------------	-------------------------

Population by Age Range



Occupation



Population	Current Estimated Population	7,984	42,052	80,661
	2010 Census Population	4,627	24,618	48,970
	2000 Census Population	5,227	25,643	47,313
	Historical Annual Growth 2000 to 2010	-1.2%	-0.4%	0.3%
	Estimated Annual Growth 2010 to 2023	4.2%	4.1%	3.8%
	Projected Annual Growth 2023 to 2028	-3.4%	0.5%	1.8%
Ethnic	Hispanic or Latino Population	4%	5%	4%
	Non Hispanic or Latino Population	96%	95%	96%
Race	White	92.4%	91.6%	91.7%
	Black or African American	0.7%	0.9%	0.9%
	Asian & Pacific Islander	0.9%	1.1%	1.2%
	Other Races	6.0%	6.4%	6.2%