

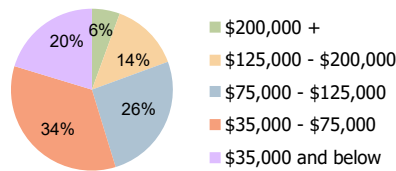
Venice Village Venice, FL	1.00 Mile Radius	3.00 Mile Radius	5.00 Mile Radius
------------------------------	------------------	------------------	------------------

Current Year Demographics

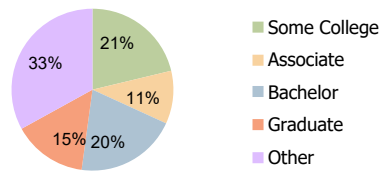
Current Population	7,006	48,849	90,780
Total Daytime Pop	6,805	39,477	85,112
Workplace Pop	1,935	7,056	22,363
Average Household Income	\$86,323	\$91,986	\$94,621
Average Disposable Income	\$70,031	\$73,504	\$75,396
Total Households	3,522	23,934	45,430
Median Home Value	\$373,192	\$422,832	\$452,802
College (4+)	35.7%	35.1%	38.3%
Total Consumer Spending/Capita (Weekly)	\$409	\$407	\$409
Population per Household	2.13	2.01	2.47
% of Households with Children	13.5%	11.4%	9.3%

2028 Demographic Projections

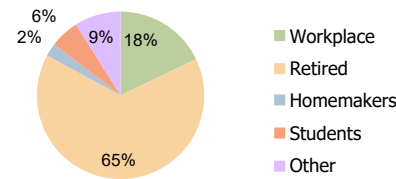
Projected Population	8,057	56,019	100,169
Projected 5 Year Annual Growth Rate (Pop)	2.8%	2.8%	2.0%



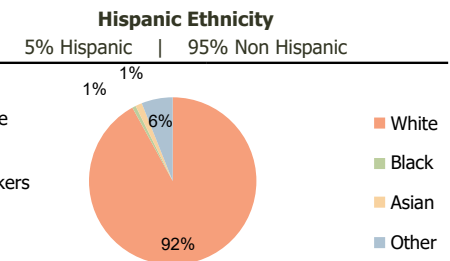
Household Income (3.00 Mile Radius)



Education (3.00 Mile Radius)



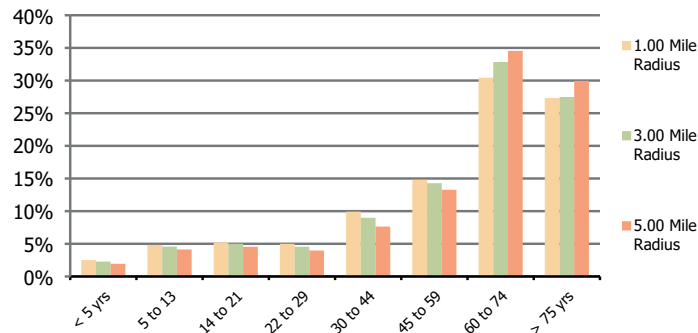
Daytime Population (3.00 Mile Radius)



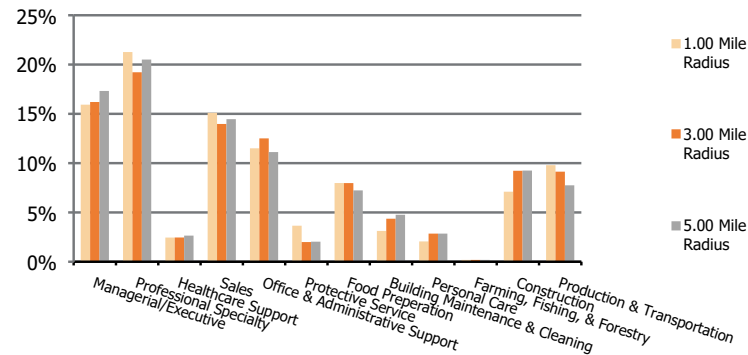
Race (3.00 Mile Radius)

Venice Village Venice, FL	1.00 Mile Radius	3.00 Mile Radius	5.00 Mile Radius
-------------------------------------	-------------------------	-------------------------	-------------------------

Population by Age Range



Occupation



		1.00 Mile Radius	3.00 Mile Radius	5.00 Mile Radius
Population	Current Estimated Population	7,006	48,849	90,780
	2010 Census Population	4,442	30,704	44,513
	2000 Census Population	4,317	28,941	42,939
	Historical Annual Growth 2000 to 2010	0.3%	0.6%	0.4%
	Estimated Annual Growth 2010 to 2023	3.5%	3.6%	5.5%
	Projected Annual Growth 2023 to 2028	2.8%	2.8%	2.0%
Ethnic	Hispanic or Latino Population	4%	5%	4%
	Non Hispanic or Latino Population	96%	95%	96%
Race	White	91.9%	92.0%	92.3%
	Black or African American	0.7%	0.7%	0.6%
	Asian & Pacific Islander	1.2%	1.3%	1.2%
	Other Races	6.1%	6.0%	5.8%