

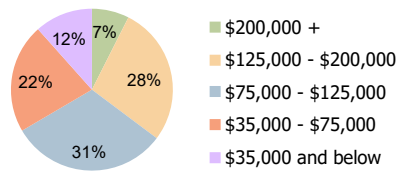
Vineyards at Chateau Elan Braselton, GA	1.00 Mile Radius	3.00 Mile Radius	5.00 Mile Radius
--	------------------	------------------	------------------

Current Year Demographics

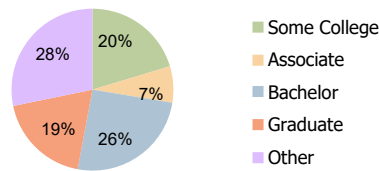
Current Population	2,251	24,926	61,564
Total Daytime Pop	1,664	23,741	47,536
Workplace Pop	884	8,654	15,844
Average Household Income	\$132,475	\$128,671	\$117,928
Average Disposable Income	\$98,029	\$91,134	\$88,799
Total Households	733	8,733	20,676
Median Home Value	\$434,515	\$478,760	\$443,303
College (4+)	49.1%	44.2%	37.8%
Total Consumer Spending/Capita (Weekly)	\$411	\$414	\$411
Population per Household	2.13	2.01	2.47
% of Households with Children	35.2%	38.7%	39.8%

2028 Demographic Projections

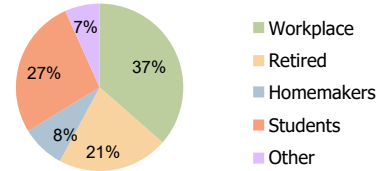
Projected Population	2,440	29,596	75,444
Projected 5 Year Annual Growth Rate (Pop)	1.6%	3.5%	4.2%



Household Income (3.00 Mile Radius)



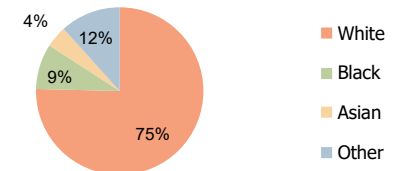
Education (3.00 Mile Radius)



Daytime Population (3.00 Mile Radius)

Hispanic Ethnicity

10% Hispanic | 90% Non Hispanic



Race (3.00 Mile Radius)



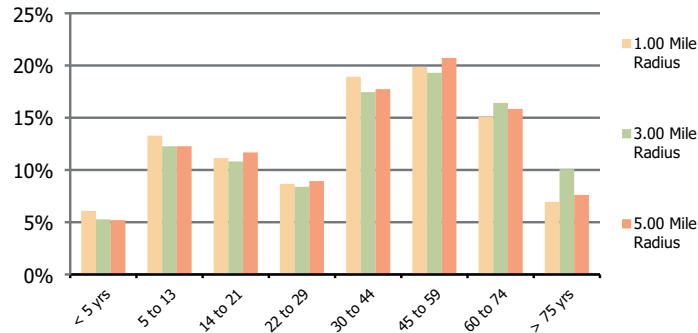
Demographic Summary Report

2020 Census, 2023 Estimates & 2028 Projections
 Calculated using TAS Retrieval

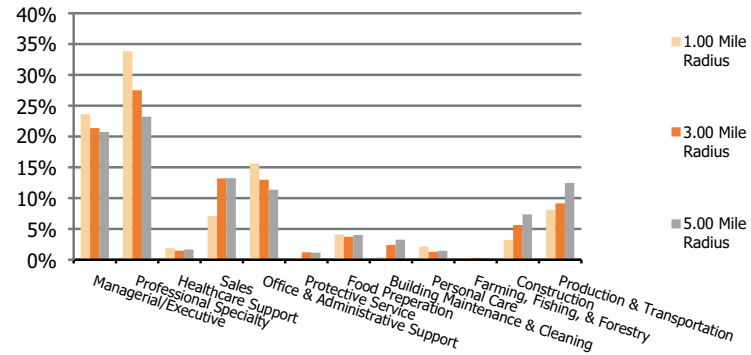
Vineyards at Chateau Elan
 Braselton, GA

1.00 Mile Radius 3.00 Mile Radius 5.00 Mile Radius

Population by Age Range



Occupation



Population	Current Estimated Population	2,251	24,926	61,564
	2010 Census Population	0	4,031	15,521
	2000 Census Population	0	2,153	8,774
	Historical Annual Growth 2000 to 2010	0.0%	6.5%	5.9%
	Estimated Annual Growth 2010 to 2023	0.0%	14.7%	11.0%
	Projected Annual Growth 2023 to 2028	1.6%	3.5%	4.2%
Ethnic	Hispanic or Latino Population	12%	10%	11%
	Non Hispanic or Latino Population	88%	90%	89%
Race	White	71.7%	75.4%	73.4%
	Black or African American	10.0%	8.8%	9.1%
	Asian & Pacific Islander	5.6%	4.2%	4.5%
	Other Races	12.7%	11.7%	13.0%