

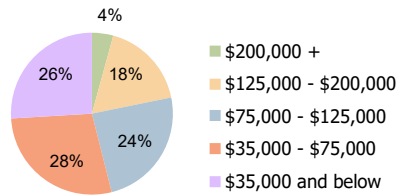
Walkill Plaza Middletown, NY	1.00 Mile Radius	3.00 Mile Radius	5.00 Mile Radius
---------------------------------	------------------	------------------	------------------

Current Year Demographics

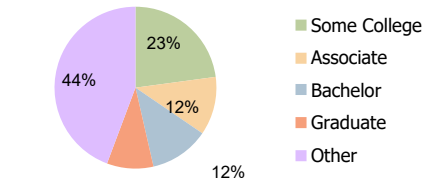
Current Population	7,326	50,742	70,379
Total Daytime Pop	16,754	69,599	94,675
Workplace Pop	11,116	35,747	43,998
Average Household Income	\$87,493	\$86,859	\$90,336
Average Disposable Income	\$62,182	\$68,116	\$70,803
Total Households	3,029	18,395	25,592
Median Home Value	\$324,582	\$312,243	\$335,543
College (4+)	17.3%	21.2%	23.9%
Total Consumer Spending/Capita (Weekly)	\$461	\$463	\$466
Population per Household	2.13	2.01	2.47
% of Households with Children	30.5%	31.6%	30.4%

2028 Demographic Projections

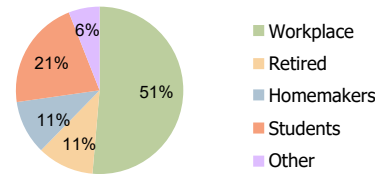
Projected Population	7,612	55,140	75,415
Projected 5 Year Annual Growth Rate (Pop)	0.8%	1.7%	1.4%



Household Income (3.00 Mile Radius)



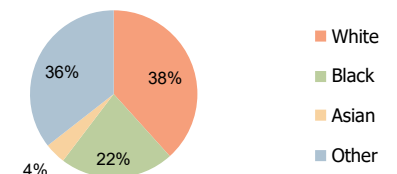
Education (3.00 Mile Radius)



Daytime Population (3.00 Mile Radius)

Hispanic Ethnicity

38% Hispanic | 62% Non Hispanic



Race (3.00 Mile Radius)

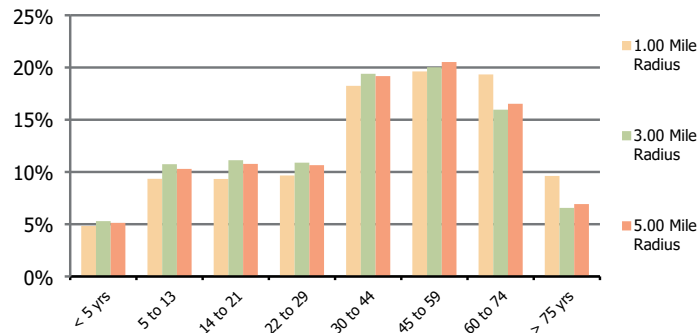
Walkill Plaza
Middletown, NY

1.00 Mile Radius

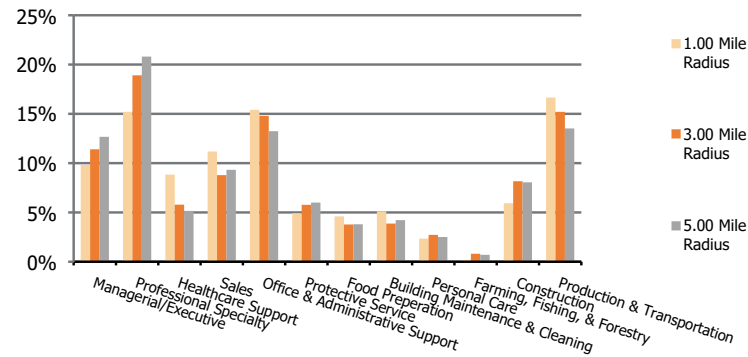
3.00 Mile Radius

5.00 Mile Radius

Population by Age Range



Occupation



Population	Current Estimated Population	7,326	50,742	70,379
	2010 Census Population	3,486	35,962	48,535
	2000 Census Population	3,066	33,418	45,177
	Historical Annual Growth 2000 to 2010	1.3%	0.7%	0.7%
	Estimated Annual Growth 2010 to 2023	5.8%	2.6%	2.8%
	Projected Annual Growth 2023 to 2028	0.8%	1.7%	1.4%
Ethnic	Hispanic or Latino Population	36%	38%	34%
	Non Hispanic or Latino Population	64%	62%	66%
Race	White	37.9%	38.3%	44.6%
	Black or African American	23.4%	22.0%	20.1%
	Asian & Pacific Islander	4.5%	4.1%	4.0%
	Other Races	34.1%	35.6%	31.3%