

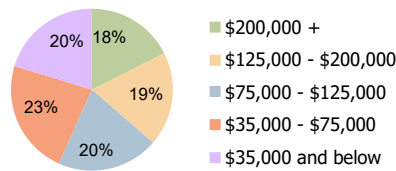
West U Marketplace Houston, TX	1.00 Mile Radius	3.00 Mile Radius	5.00 Mile Radius
-----------------------------------	------------------	------------------	------------------

Current Year Demographics

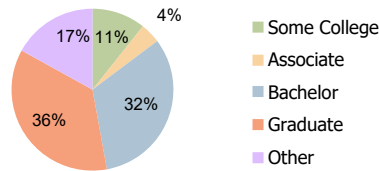
Current Population	19,840	202,673	502,935
Total Daytime Pop	20,345	630,653	1,035,080
Workplace Pop	6,498	513,936	677,839
Average Household Income	\$314,666	\$153,721	\$131,152
Average Disposable Income	\$140,962	\$96,938	\$88,066
Total Households	6,978	92,836	231,671
Median Home Value	\$1,207,935	\$733,008	\$500,000
College (4+)	85.3%	68.3%	59.5%
Total Consumer Spending/Capita (Weekly)	\$443	\$405	\$397
Population per Household	2.13	2.01	2.47
% of Households with Children	41.7%	24.1%	22.1%

2028 Demographic Projections

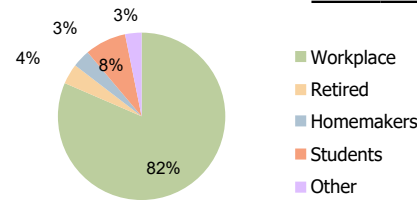
Projected Population	19,940	212,726	523,013
Projected 5 Year Annual Growth Rate (Pop)	0.1%	1.0%	0.8%



Household Income (3.00 Mile Radius)



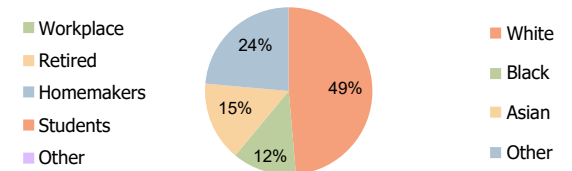
Education (3.00 Mile Radius)



Daytime Population (3.00 Mile Radius)

Hispanic Ethnicity

24% Hispanic | 76% Non Hispanic



Race (3.00 Mile Radius)

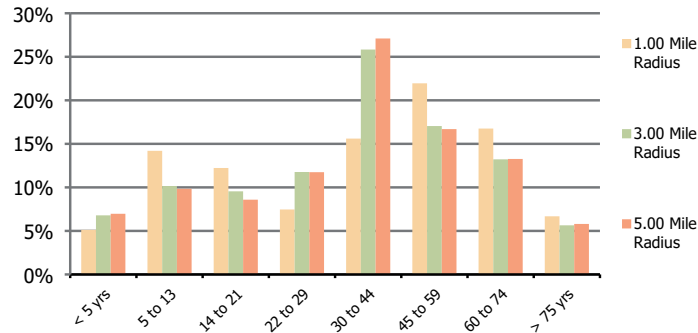


Demographic Summary Report

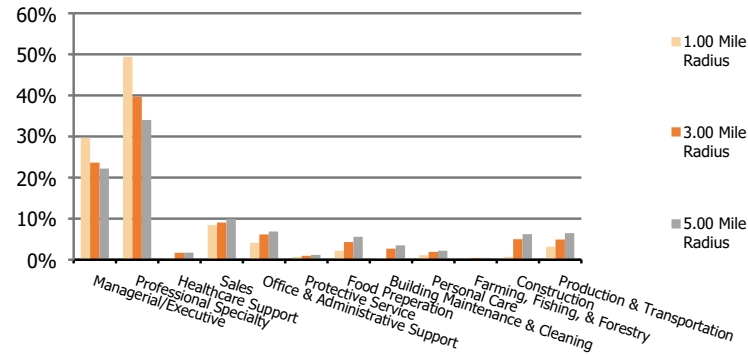
2020 Census, 2023 Estimates & 2028 Projections
 Calculated using TAS Retrieval

West U Marketplace Houston, TX	1.00 Mile Radius	3.00 Mile Radius	5.00 Mile Radius
--	-------------------------	-------------------------	-------------------------

Population by Age Range



Occupation



Population	Current Estimated Population	19,840	202,673	502,935
	2010 Census Population	16,827	77,877	156,524
	2000 Census Population	15,654	75,568	155,873
	Historical Annual Growth 2000 to 2010	0.7%	0.3%	0.0%
	Estimated Annual Growth 2010 to 2023	1.3%	7.5%	9.2%
	Projected Annual Growth 2023 to 2028	0.1%	1.0%	0.8%
Ethnic	Hispanic or Latino Population	11%	24%	29%
	Non Hispanic or Latino Population	89%	76%	71%
Race	White	67.0%	48.6%	44.9%
	Black or African American	2.2%	12.4%	15.9%
	Asian & Pacific Islander	16.9%	15.4%	12.0%
	Other Races	13.9%	23.6%	27.2%