

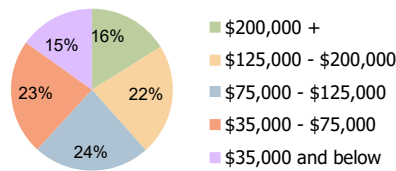
Whitemarsh Shopping Center Conshohocken, PA	1.00 Mile Radius	3.00 Mile Radius	5.00 Mile Radius
--	------------------	------------------	------------------

Current Year Demographics

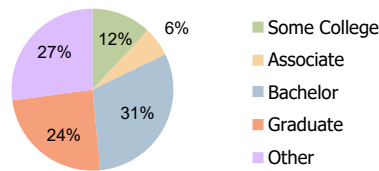
Current Population	10,035	63,280	190,854
Total Daytime Pop	9,798	80,130	217,513
Workplace Pop	6,060	50,532	107,466
Average Household Income	\$121,234	\$131,550	\$132,706
Average Disposable Income	\$95,457	\$96,743	\$90,928
Total Households	4,166	26,559	76,470
Median Home Value	\$498,099	\$469,861	\$441,136
College (4+)	55.6%	55.1%	52.2%
Total Consumer Spending/Capita (Weekly)	\$463	\$459	\$451
Population per Household	2.13	2.01	2.47
% of Households with Children	25.0%	23.0%	25.5%

2028 Demographic Projections

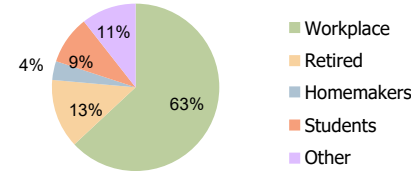
Projected Population	9,557	62,806	197,200
Projected 5 Year Annual Growth Rate (Pop)	-1.0%	-0.2%	0.7%



Household Income (3.00 Mile Radius)



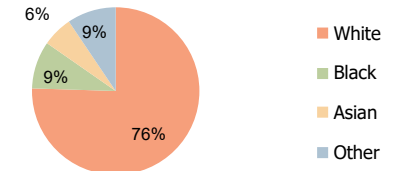
Education (3.00 Mile Radius)



Daytime Population (3.00 Mile Radius)

Hispanic Ethnicity

7% Hispanic | 93% Non Hispanic

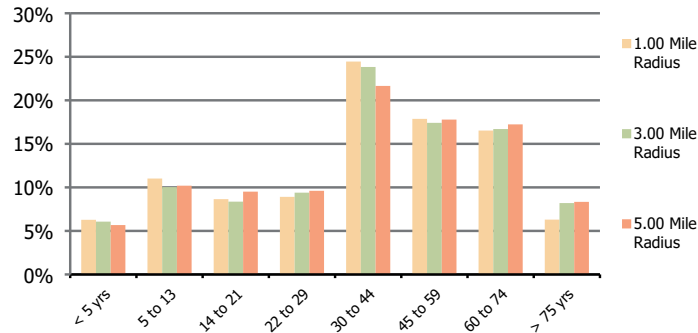


Race (3.00 Mile Radius)

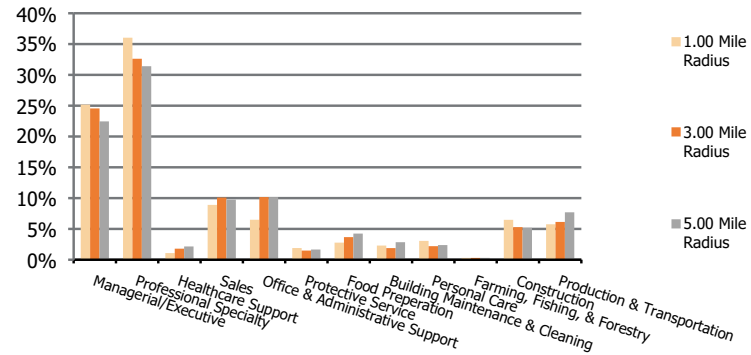
Whitemarsh Shopping Center
 Conshohocken, PA

1.00 Mile Radius 3.00 Mile Radius 5.00 Mile Radius

Population by Age Range



Occupation



Population	Current Estimated Population	10,035	63,280	190,854
	2010 Census Population	6,985	47,161	155,852
	2000 Census Population	6,961	46,382	151,914
	Historical Annual Growth 2000 to 2010	0.0%	0.2%	0.3%
	Estimated Annual Growth 2010 to 2023	2.8%	2.2%	1.5%
	Projected Annual Growth 2023 to 2028	-1.0%	-0.2%	0.7%
Ethnic	Hispanic or Latino Population	4%	7%	11%
	Non Hispanic or Latino Population	96%	93%	89%
Race	White	80.0%	75.5%	67.2%
	Black or African American	6.1%	9.2%	13.0%
	Asian & Pacific Islander	7.0%	5.9%	6.3%
	Other Races	7.0%	9.4%	13.4%