

Northgate Shopping Center

DeLand, FL

Demographic Summary Report

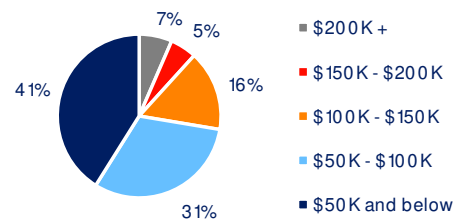
2020 Census, 2024 Estimates & 2029 Projections
Source: Synergos Technologies, Inc

Current Year Demographics	1-Mile Radius	3-Mile Radius	5-Mile Radius	10-Min Drive
Current Population	4,817	43,685	70,856	70,126
Total Daytime Population	6,970	50,669	72,966	73,616
Workplace Population	2,801	17,859	22,850	23,264
Average Household Income	\$70,608	\$80,959	\$87,003	\$85,979
Median Household Income	\$54,340	\$62,831	\$68,569	\$68,250
Total Households	1,948	16,999	27,905	27,446
Median Home Value	\$290,104	\$320,734	\$350,155	\$342,154
College (4+)	23.6%	25.8%	27.8%	27.1%
Total Consumer Spending/Capita (Weekly)	\$415	\$420	\$425	\$417
% of Households with Children	18.3%	21.1%	22.2%	22.7%

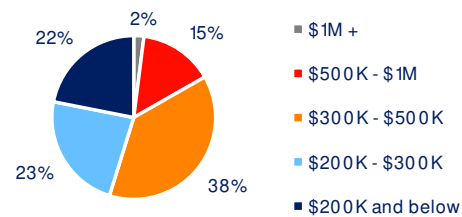
2029 Demographic Projections

Projected Population	5,034	44,680	73,966	72,935
Projected Annual Growth Rate	0.9%	0.5%	0.9%	0.8%
Projected Total Growth Rate (5-Yr)	4.5%	2.3%	4.4%	4.0%

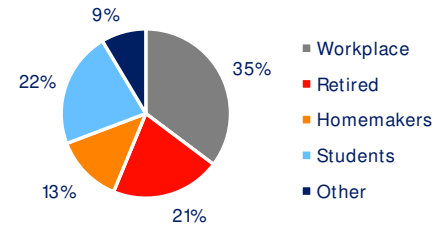
3-Mile Radius Section Detail



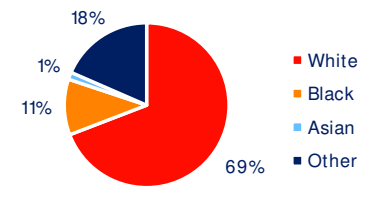
Household Income



Home Value



Daytime Population



Hispanic Origin: 19.9%
Race

BRIXMOR