



# Demographic Summary Report

2020 Census, 2023 Estimates & 2028 Projections  
 Calculated using TAS Retrieval

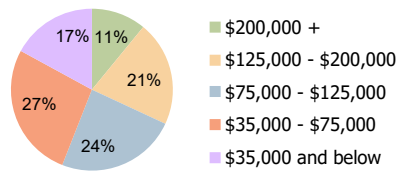
Kings Market Roswell, GA	1.00 Mile Radius	3.00 Mile Radius	5.00 Mile Radius
-----------------------------	------------------	------------------	------------------

## Current Year Demographics

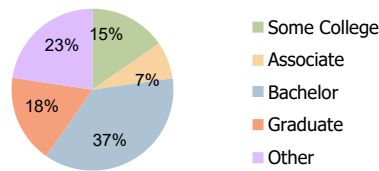
Current Population	13,828	76,613	198,993
Total Daytime Pop	9,906	85,240	207,603
Workplace Pop	4,063	44,549	101,104
Average Household Income	\$93,818	\$118,421	\$144,344
Average Disposable Income	\$73,943	\$87,321	\$101,432
Total Households	5,664	32,542	79,908
Median Home Value	\$467,389	\$556,082	\$642,529
College (4+)	44.9%	54.6%	63.7%
Total Consumer Spending/Capita (Weekly)	\$393	\$411	\$425
Population per Household	2.13	2.01	2.47
% of Households with Children	25.9%	26.7%	30.3%

## 2028 Demographic Projections

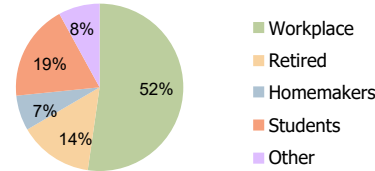
Projected Population	12,633	70,903	187,504
Projected 5 Year Annual Growth Rate (Pop)	-1.8%	-1.5%	-1.2%



Household Income (3.00 Mile Radius)



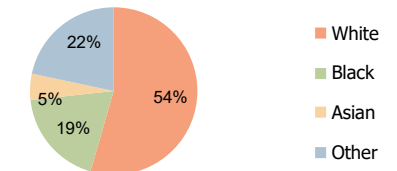
Education (3.00 Mile Radius)



Daytime Population (3.00 Mile Radius)

## Hispanic Ethnicity

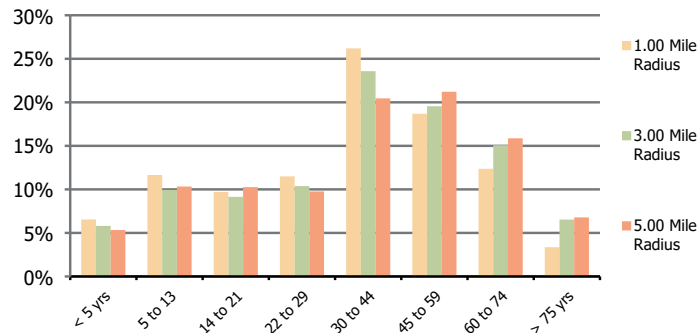
19% Hispanic | 81% Non Hispanic



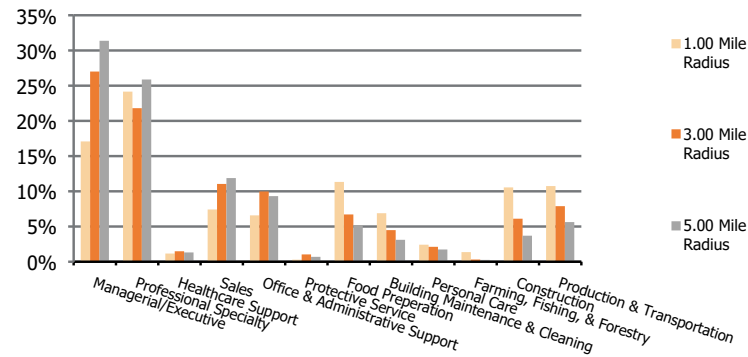
Race (3.00 Mile Radius)

<b>Kings Market</b> Roswell, GA	<b>1.00 Mile Radius</b>	<b>3.00 Mile Radius</b>	<b>5.00 Mile Radius</b>
------------------------------------	-------------------------	-------------------------	-------------------------

**Population by Age Range**



**Occupation**



<b>Population</b>	Current Estimated Population	13,828	76,613	198,993
	2010 Census Population	0	18,475	68,630
	2000 Census Population	0	16,754	61,849
	Historical Annual Growth 2000 to 2010	0.0%	1.0%	1.0%
	Estimated Annual Growth 2010 to 2023	0.0%	11.3%	8.4%
	Projected Annual Growth 2023 to 2028	-1.8%	-1.5%	-1.2%
<b>Ethnic</b>	Hispanic or Latino Population	31%	19%	13%
	Non Hispanic or Latino Population	69%	81%	87%
<b>Race</b>	White	44.5%	54.5%	61.4%
	Black or African American	19.2%	18.8%	14.3%
	Asian & Pacific Islander	3.5%	5.1%	8.8%
	Other Races	32.9%	21.7%	15.5%