



Demographic Summary Report

2020 Census, 2023 Estimates & 2028 Projections
 Calculated using TAS Retrieval

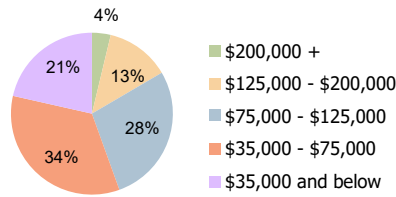
Florence Square Florence, KY	1.00 Mile Radius	3.00 Mile Radius	5.00 Mile Radius
--	-------------------------	-------------------------	-------------------------

Current Year Demographics

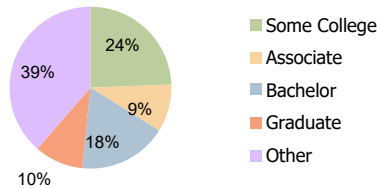
Current Population	7,921	65,098	138,309
Total Daytime Pop	16,397	82,576	158,781
Workplace Pop	9,879	50,499	84,460
Average Household Income	\$81,149	\$81,471	\$89,056
Average Disposable Income	\$68,924	\$66,657	\$70,696
Total Households	3,068	25,969	52,060
Median Home Value	\$234,144	\$230,401	\$241,756
College (4+)	26.6%	27.5%	31.4%
Total Consumer Spending/Capita (Weekly)	\$387	\$385	\$388
Population per Household	2.13	2.01	2.47
% of Households with Children	24.6%	28.0%	30.1%

2028 Demographic Projections

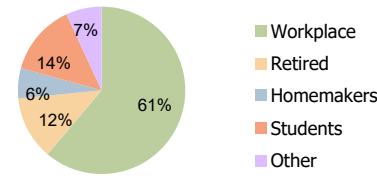
Projected Population	7,934	66,616	142,663
Projected 5 Year Annual Growth Rate (Pop)	0.0%	0.5%	0.6%



Household Income (3.00 Mile Radius)



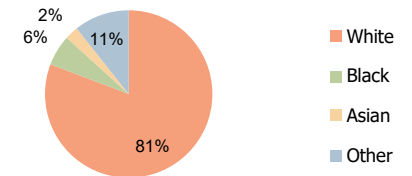
Education (3.00 Mile Radius)



Daytime Population (3.00 Mile Radius)

Hispanic Ethnicity

7% Hispanic | 93% Non Hispanic



Race (3.00 Mile Radius)

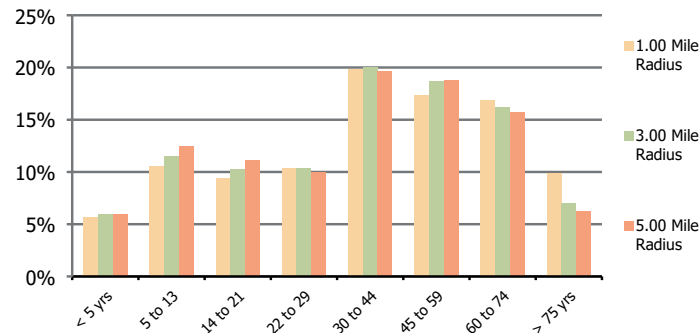


Demographic Summary Report

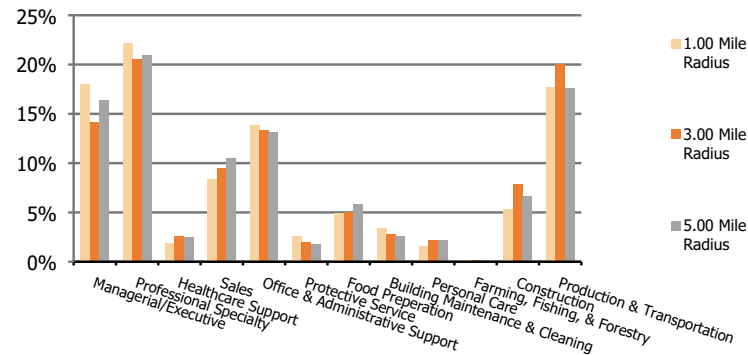
2020 Census, 2023 Estimates & 2028 Projections
 Calculated using TAS Retrieval

Florence Square Florence, KY	1.00 Mile Radius	3.00 Mile Radius	5.00 Mile Radius
--	-------------------------	-------------------------	-------------------------

Population by Age Range



Occupation



Population	Current Estimated Population	7,921	65,098	138,309
	2010 Census Population	5,972	25,856	69,442
	2000 Census Population	5,501	23,899	63,981
	Historical Annual Growth 2000 to 2010	0.8%	0.8%	0.8%
	Estimated Annual Growth 2010 to 2023	2.2%	7.2%	5.3%
	Projected Annual Growth 2023 to 2028	0.0%	0.5%	0.6%
Ethnic	Hispanic or Latino Population	7%	7%	6%
	Non Hispanic or Latino Population	93%	93%	94%
Race	White	80.5%	80.8%	82.6%
	Black or African American	5.2%	5.9%	4.8%
	Asian & Pacific Islander	3.9%	2.6%	2.2%
	Other Races	10.4%	10.7%	10.3%