

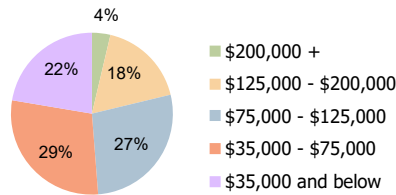
Hamilton Plaza Hamilton, NJ	1.00 Mile Radius	3.00 Mile Radius	5.00 Mile Radius
--------------------------------	------------------	------------------	------------------

Current Year Demographics

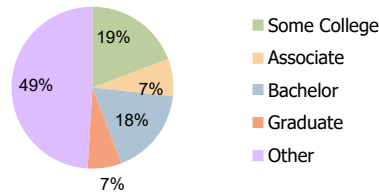
Current Population	10,748	118,647	225,272
Total Daytime Pop	9,616	101,440	250,282
Workplace Pop	5,085	35,263	101,633
Average Household Income	\$87,016	\$93,759	\$93,468
Average Disposable Income	\$70,258	\$70,024	\$71,129
Total Households	4,960	42,761	81,707
Median Home Value	\$319,003	\$307,182	\$322,921
College (4+)	30.4%	24.3%	28.7%
Total Consumer Spending/Capita (Weekly)	\$459	\$449	\$450
Population per Household	2.13	2.01	2.47
% of Households with Children	16.3%	27.6%	28.7%

2028 Demographic Projections

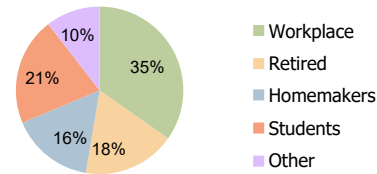
Projected Population	10,583	118,440	226,226
Projected 5 Year Annual Growth Rate (Pop)	-0.3%	0.0%	0.1%



Household Income (3.00 Mile Radius)



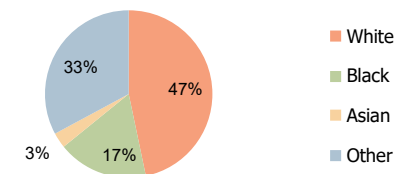
Education (3.00 Mile Radius)



Daytime Population (3.00 Mile Radius)

Hispanic Ethnicity

34% Hispanic | 66% Non Hispanic



Race (3.00 Mile Radius)

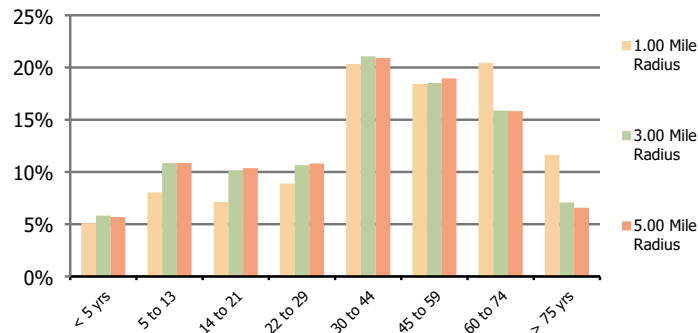
Hamilton Plaza
Hamilton, NJ

1.00 Mile Radius

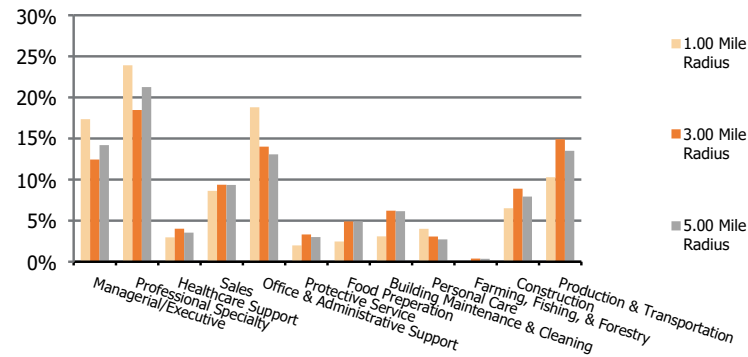
3.00 Mile Radius

5.00 Mile Radius

Population by Age Range



Occupation



Population	Current Estimated Population	10,748	118,647	225,272
	2010 Census Population	10,709	104,482	185,685
	2000 Census Population	10,438	98,916	183,703
	Historical Annual Growth 2000 to 2010	0.3%	0.5%	0.1%
	Estimated Annual Growth 2010 to 2023	0.0%	1.0%	1.5%
	Projected Annual Growth 2023 to 2028	-0.3%	0.0%	0.1%
Ethnic	Hispanic or Latino Population	16%	34%	28%
	Non Hispanic or Latino Population	84%	66%	72%
Race	White	71.2%	46.7%	44.1%
	Black or African American	9.0%	17.4%	22.9%
	Asian & Pacific Islander	4.6%	3.0%	5.4%
	Other Races	15.2%	32.9%	27.6%